



QUALIDADE  
QUALITY  
TECNOLOGIA  
TECHNOLOGY



## CATÁLOGO DE APLICAÇÕES 2019

REVISADO DIA 20 DE MARÇO

CARROS, UTILITÁRIOS E CAMINHÕES  
CARS, VANS AND TRUCKS

A maior linha de Pastilhas de Freio para veículos nacionais e importados





# PASTILHAS DE FREIO



A certificação do ACE R90 faz parte da diretiva 98/12/EC, aplicada e admitida por todo o mercado Europeu. Essa certificação de "qualidade objetiva" confirma a total segurança do produto.

O certificado do ECE R90 significa que a pastilha de freio é obrigada a ter o mesmo padrão de qualidade usado na instalação original.

A tolerância máxima entre o produto vendido no mercado de reposição e a do produto original é de +/- 15%.



QUALIDADE  
QUALITY  
TECNOLOGIA  
TECHNOLOGY

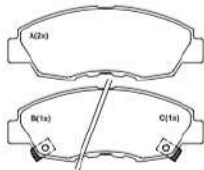
*ACE R90 certification is part of directive 98/12/EC, applied and acquired by all European markets. It is an "objective quality" certification which confirms the total reliability of the single product.*

*ECE R90 certification means that the brake pads must obligatorily comply with the quality standards for the same product used in the original installation.*

*The maximum tolerance between an aftermarket product and an original product is +/- 15%.*

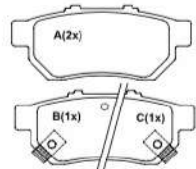


**ACURA**



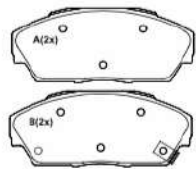
137.5x53.5x18.3

**SYL-1252**  
CL 97>99 Diant. Sist. Akebono



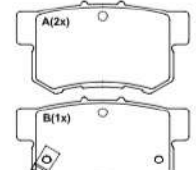
89.0x36.7x13.0

**SYL-1259**  
Integra 94>01 Tras. Sist. Akebono



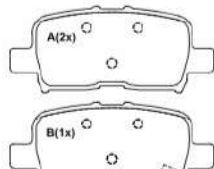
129.0x53.0x16.5

**SYL-1690**  
Integra Coupe 01/85>12/90 Diant.



88.9x47.5x14.5 (A)  
88.6x47.4x14.5 (B/C)

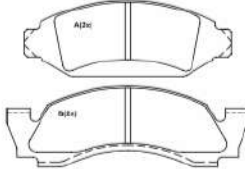
**SYL-2255**  
CL 97>99 / Integra 00>01 / RSX 02>06 / TL 97>98 / TSX 04>06 / Vigor 94 Tras. Sist. Akebono



101.0x42.9x14.6

**SYL-2256**  
Mdx 01>06 Tras.

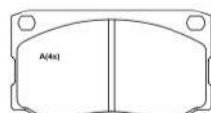
**AGRALE**



157.5x58.4x16.0  
182.9x64.0x13.4

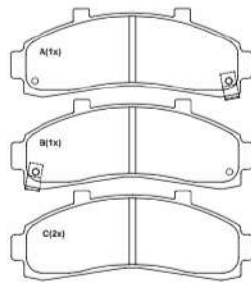
**SYL-1085**  
1600D 4X4 85>89 Diant. Sist. Bendix

**AGRALE**



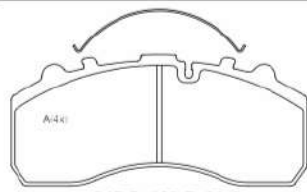
139.4x75.5x18.5

**SYL-1226**  
Furgovan 99> /1600D,1800D 90>94 6000 99> /5000D 94>98 /4500D 94>97 Diant. Sist. Varga



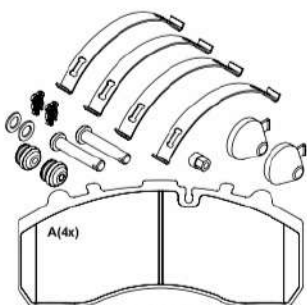
153.8x56.0x16.0

**SYL-1231**  
Marrua AM 20, 50/AM 50 L, 100/AM 100 CC, 100/AM 100 CD CC, 150/AM 150 CC, 150/AM 150 CD CC, 200/AM 200 CC, 200/AM 200 CD CC Diant. Sist. Bosch



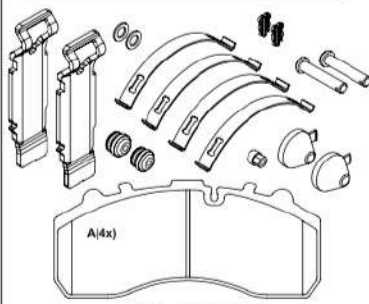
247.5x109.5x30.0

**SYL-1300**  
MT 12.0 ISBE, MT 15.0 LE, MT 15.0 TCE, MT 17.0 LE 09/13> Diant./Tras. Sist. Knorr Bremse



247.5x109.5x30.0

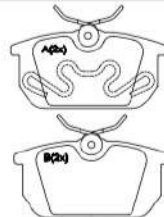
**SYL-1300K**  
MT 12.0 ISBE, MT 15.0 LE, MT 15.0 TCE, MT 17.0 LE 09/13> Diant./Tras. Sist. Knorr Bremse



247.5x109.5x30.0

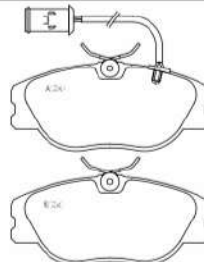
**SYL-1300KC**  
MT 12.0 ISBE, MT 15.0 LE, MT 15.0 TCE, MT 17.0 LE 09/13> Diant./Tras. Sist. Knorr Bremse

**ALFA ROMEO**



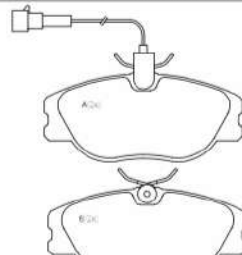
87.1x44.3x14.0

**SYL-1001**  
145, 146 1.4, 1.6, 1.7 94>95 / 155 1.8, 2.0 Twin Spark 92> / GTV 2.0, Spider 2.2 3.0 95> Tras. Sist. Girling



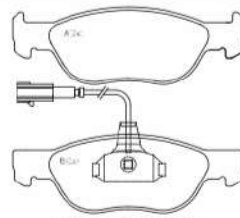
130.0x59.0x18.5

**SYL-1002**  
164 2.0 V6 Turbo, 2.5 TD, 2.5 V6, 3.0 V6, 3.0 V6 24V, 3.0 V6 24V Q4, 3.0 V6 QV 87>98 Diant. Sist. Girling



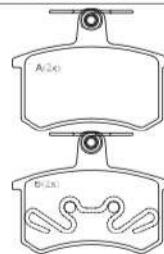
130.0x59.0x18.5

**SYL-1003**  
GTV 2.0/ Spider 2.0, 3.0 95> Diant. Sist. Girling



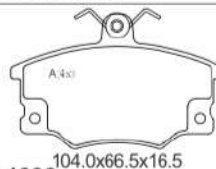
156.0x52.5x17.4

**SYL-1004**  
145 1.7i, 1.7i 16V, 146 1.7ie 16V 95> Diant. Sist. Teves



87.2x66.8x16.0

**SYL-1005**  
164 16V e Super 24V 94> Tras. Sist. Girling



104.0x66.5x16.5

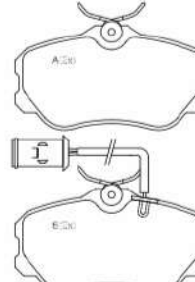
**SYL-1006**  
145 e 146 1.4, 1.6, 1.7 94> 95 / 155 1.8, 2.0 Twin Spark 92>Diant. Sist. Girling

**ALFA ROMEO**



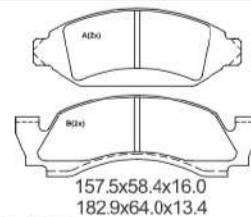
90.0x50.0x16.5

**SYL-1007**  
147 1.6i, 1.9 JTD, 2.0i 11/00> / 156 1.6 16V TS, 1.8 16V TS, 2.0 16V TS, 2.4 JTD, 2.5 V6 97> / 164 3.0i V6 24V / Quadrifoglio 4x4 93> / 166 2.0 TS, 2.4 JTD, 2.0 V6, 2.5 V6, 3.0 V6 98> Tras. Sist. Girling



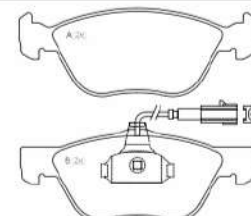
109.7x59.2x18.0

**SYL-1008**  
164 2.0 Twin Spark 03/90>12/98 Diant. Sist. Lucas



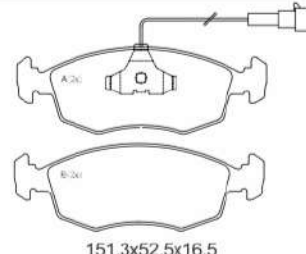
157.5x58.4x16.0  
182.9x64.0x13.4

**SYL-1085**  
GVT Twin Spark 95>00 Diant.



156.3x58.9x18.0  
155.1x61.6x18.0

**SYL-1180**  
146 Twin Spark 96 1.8, 2.0 95> / 145 Twin Spark Quadrifoglio 2.0 16V 95> 155 Twin Spark 1.8, 2.0 96> Spider V6 Turbo 2.0 95> Diant. Sist. Teves



151.3x52.5x16.5

**SYL-1191**  
145 1.8 16V Twin Spark 95>98 Diant.

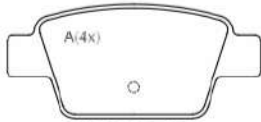


87.0x44.5x13.5

**SYL-1197**  
145 1.8 TS, 1.9 TD, 2.0i 16V 97> / 146 1.4, 1.6, 16V, 1.7 16V, 1.8 1.8 16V, 2.0 16V 97> / GTV 1.8 16V, 2.0 97> / Spider 1.8 16V, 2.0 3.0 V6 95> Tras. Sist. Girling



**ALFA ROMEO**



94.9x42.8x15.8

**SYL-1203**

Mito 1.4, 1.4 JTB Turbo, 1.4 MDI, 1.2 JTD, 1.6 JTDM 08> Tras. Sist. Bosch



55.7x53.0x15.0

**SYL-1401**

Ti-4 77>86 / 2300 74>78 Tras.



95.5x44.0x16.5

**SYL-2181**

156 2.0 / 2.5 V6 24V / Sportwagon 00> Tras. Sist. Lucas/Girling

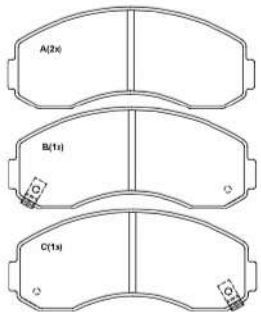
**ASIA MOTORS**



79.1x64.1x13.7

**SYL-1020**

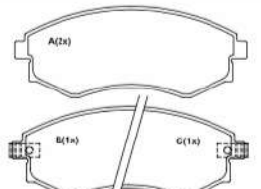
Towner Todos 93> Diant. Sist. Akebono



154.2x63.5x14.5

**SYL-1021**

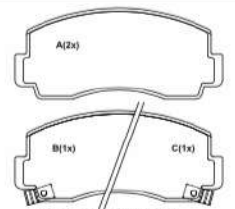
Topic Van, STD, Full 93> Diant. Sist. Akebono



137.0x54.0x17.0

**SYL-1022**

Galopper 2.5, 3.0 Todos Diant. Sist. Sumitomo

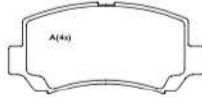


127.9x56.5x15.0

**SYL-1023**

Rocsta 1.8i 4X4, 2.2 D 4X4 93> Diant. Sist. Akebono

**ASIA MOTORS**

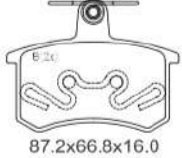


106.5 x 50.0 x 15.0

**SYL-1024**

Towner 1.0 48 cv 09> Diant.

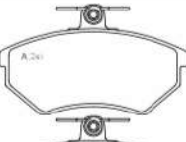
**AUDI**



87.2x66.8x16.0

**SYL-1005**

A4 95>96 / Cabriolet 94>96 Tras. Sist. Girling



119.0x69.5x19.0

**SYL-1040**

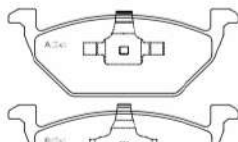
A4 95> c/ mola Diant. Sist. Girling



119.0x69.5x19.0

**SYL-1041**

A4 1.8 20V, 1.8 20V Turbo 10/96> Diant. Sist. Girling



145.8x54.7x19.2

**SYL-1042**


A3 1.6, 1.8 99>03/02 (Brasil) Diant. Sist. Teves



87.2x53.0x15.0

**SYL-1043**

A3 1.6, 1.8 96> / A3 1.6, 1.8 (Brasil) 99> / A4 97> Tras. Sist. Girling



119.0x69.5x15.6

**SYL-1044**

Cabriolet 94>96 c/ mola Diant. Sist. Girling

**AUDI**



119.0x69.5x15.6

**SYL-1045**

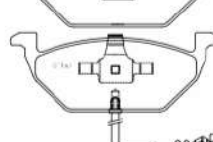
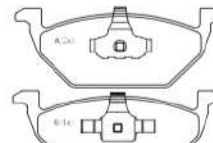
Cabriolet 94>96 s/ mola Diant. Sist. Girling



145.8x54.7x19.2

**SYL-1047**

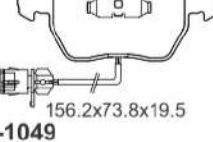
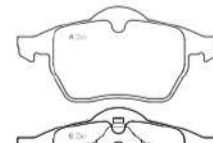
A3 1.6, 1.8 (Brasil) 04/02> Diant. Sist. Teves



145.8x54.7x19.2

**SYL-1048**

A3 1.6, 1.8 (Brasil) 99>03/02 / A3 1.9 TDI 99>03/02 Diant. Sist. Teves



156.2x73.8x19.5

**SYL-1049**

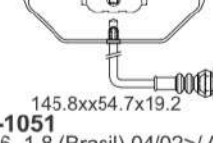
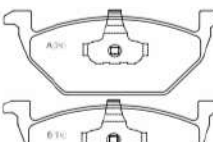
A6 1.8 20V Avant / Quattro 94> / 2.0E, 2.3E, 2.6E 94> / 2.8E V6 30V Avant / Quattro 94> Diant. Sist. Teves



156.2x73.8x19.5

**SYL-1050**

A3 1.8 96> / TT 1.8T 98> / A4 1.8 20V 11/94>09/96 / A4 1.8 T 20V 2.4 30V, A4 2.8 30V, V6 11/94> Diant. Sist. Teves

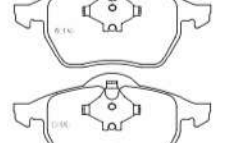


145.8x54.7x19.2

**SYL-1051**

A3 1.6, 1.8 (Brasil) 04/02> / A3 1.9 TDI 96> Diant. Sist. Teves

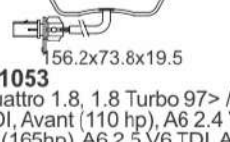
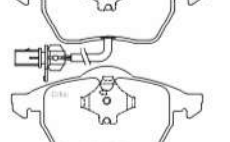
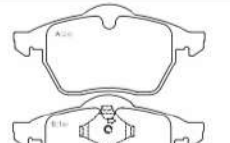
**AUDI**



156.2x73.8x19.5

**SYL-1052**

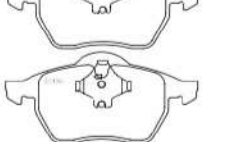
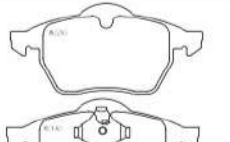
A3 1.8T 20V 96> / A3 1.8T Quattro 08/98> Diant. Sist. Teves



156.2x73.8x19.5

**SYL-1053**

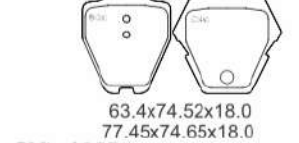
A4 Quattro 1.8, 1.8 Turbo 97> / A6 1.9 TDI, Avant (110 hp), A6 2.4 V6, Avant (165hp), A6 2.5 V6 TDI, Avant (150hp), A6 2.8 V6, Avant (193hp) 05/97> / A6 Quattro 1.8, 1.9, 2.4, 2.5, 2.8, Todos 05/97> Diant. Sist. Teves



156.2x73.8x19.5

**SYL-1054**

A4 1.8T 20V, Avant (150hp) 97> / A4, A4 Quattro 2.5, 2.6, 2.8 V6 97> Diant. Sist. Teves

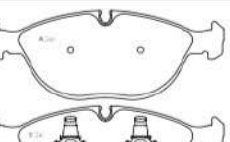


63.4x74.52x18.0

77.45x74.65x18.0

**SYL-1055**

A6, A8 Diant. Sist. Lucas



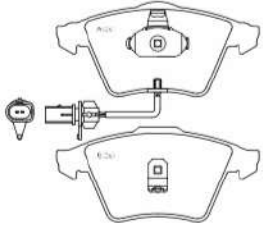
194.5x73.5x19.5

**SYL-1056**

A4 RS4 2.7i Bi Turbo Quattro 00>01, TT 3.2i VR6 Quattro 03> Diant. Sist. Teves

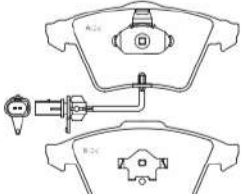


**AUDI**



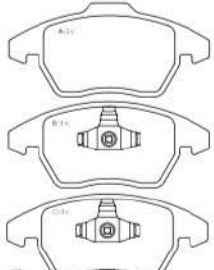
155.2x72.8x20.0  
156.1x73.3x20.0

**SYL-1057**  
A6 2.4i Quattro, 2.7 T Quattro, 3.0i Quattro 01> Diant. Sist. Teves



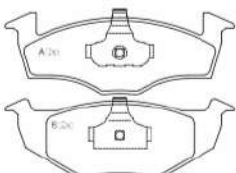
155.2x72.8x20.0  
156.1x73.3x20.0

**SYL-1058**  
A4 S4 4.2i V8 Quattro 03> / A8 3.0i, 3.7i, 4.0 TDi, 4.2i, S8 02> Diant. Sist. Teves



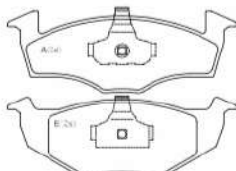
156.4x71.4x19.5  
155.2x66.0x19.5

**SYL-1059**  
A3 1.6i, 1.9 TDi, 2.0 TDi, 2.0 FSi, 3.2i V6 03> Diant. Sist. Teves



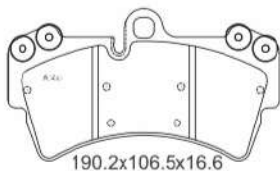
141.5x50.6x18.5  
141.5x51.6x18.5

**SYL-1361**  
A3 1.6, 1.8 (Disco sólido) 96>98 Diant. Sist. Girling



141.5x50.6x16.8  
141.5x51.6x17.2

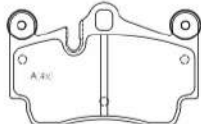
**SYL-1410**  
A3 1.6, 1.8 96>98 Diant.



190.2x106.5x16.6

**SYL-1414**  
Q7 3.6 V8 08> / Q7 4.2 V8 07> Diant. Sist. Brembo

**AUDI**



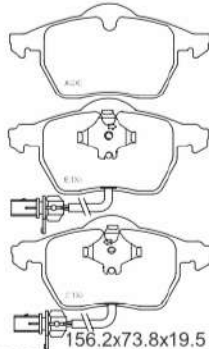
112.1x73.2x16.6

**SYL-1415**  
Q7 3.6 / Q7 4.2 V8 06> Tras. Sist. Brembo



109.2x53.6x16.5

**SYL-1420**  
A3, A3 Quattro, A3 Sportback 09>12 Tras. Sist. Bosch



156.2x73.8x19.5

**SYL-2005**  
A4, A6, A8 00> / A4 2.0 20V 01>04 Diant. Sist. Teves



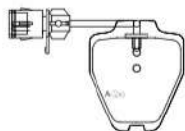
156.3x63.8x18.5

**SYL-2006**  
100 2.2, 2.2 E / 200 2.2 Turbo / 90 2.8 E 20V / Coupe 2.6 i, 2.8 i 20V / Quattro 2.1 20V Turbo, 2.2 Turbo Diant. Sist. Teves



105.5x56.0x17.0

**SYL-2040**  
A3 1.6i, 1.9 TDi, 2.0 TDi, 2.0 FSi, 3.2i V6 03> Tras. Sist. Girling

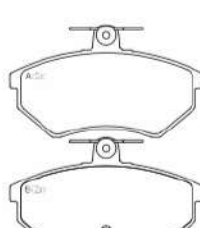


63.4x74.52x18.0

77.45x74.65x18.0

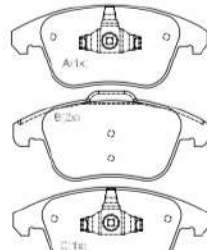
**SYL-2043**  
A8 3.7 i 94>02 Diant. Sist. Girling

**AUDI**



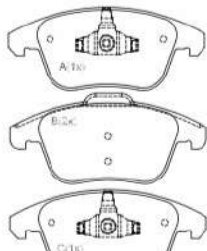
119.0x69.5x19.0

**SYL-2044**  
A4 2.0 Tdi 16V 05>08 / A4 1.6 04>07 Diant. Sist. Girling



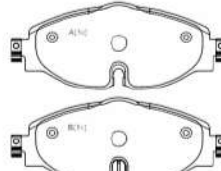
155.2x71.6x19.0  
155.2x66.3x19.0

**SYL-2048**  
Q3 2.0 16V TFSI 11> Diant. Sist. Teves



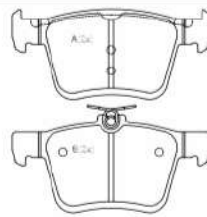
155.2x71.6x19.0  
155.2x66.3x19.0

**SYL-2049**  
A4, A5 2.0 16V TFSI 08> Diant. Sist. Teves



160.1x64.5x19.1

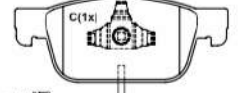
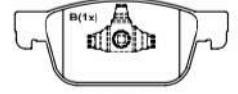
**SYL-2050**  
A3 Sportback 1.4 TFSI 12> Diant. Sist. Girling



123.1x56.2x16.5  
123.1x61.5x16.6

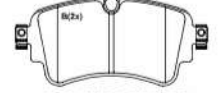
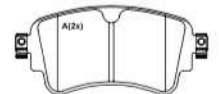
**SYL-2051**  
A3 Sportback 1.4 TFSI 12> Tras. Sist. Teves

**AUDI**



155.1x63.8x16

**SYL-2054**  
A4 2.0 Tfsi, Tfsi Quattro 05/15> / A4 2.0 Tfsi Avant 08/15> / A5 2.0 Tfsi, Tfsi Quattro 09/16> Diant. Sist. Teves



129.0x59.0x16.5

**SYL-2055**  
A4 2.0 Tfsi, Tfsi Quattro 05/15> / A4 1.4 Tfsi, Avant, Avant 08/15> / A4 2.0 Tfsi Avant 08/15> / A5 2.0 Tfsi Sportback 01/17> / A5 2.0 Sportback Tfsi Quattro 09/16> / Q7 3.0 Tfsi Quattro 01/15> Tras. Sist. TRW



116.0x58.7x16.6

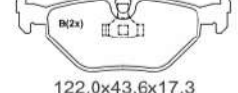
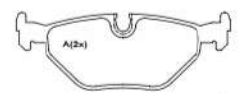
**SYL-3040**  
A4, A4 Quattro, A6, A6 Quattro 05>06 / A8 Quattro 04> / RS 4, RS 5 07> / RS 6 03>04 / S4 04>06 Tras. Sist. Girling

**BMW**



194.5x73.5x19.5

**SYL-1056**  
Serie 7 750i, Série 7 750iL 94>01 Z8 4.9i 00> Diant. Sist. Teves

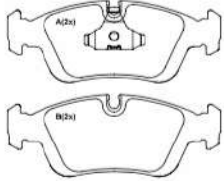


122.0x43.6x17.3

**SYL-1060**  
3 (E36) Berlina/Touring/Cabrio 328 i, 318 is, M3 3.0i, M3 3.2 i, 318 tds, 320 i, 323 i 2.5, 325 i, 316 i, 325 td, 325 tds, 318 i 09/90>02/98 / 3 Compact (36) 316 i, 318 tds 03/94>08/00 Tras. Sist. Teves



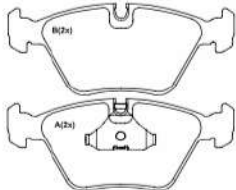
**BMW**



151.3x57.8x17.0

**SYL-1061**

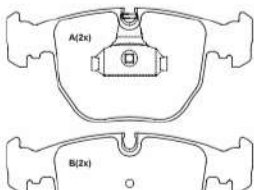
316i, 318i, 320i, 323i, 325i, 325 td, 325 tds, 328i, 90>98 / 316i, 318 Ti, 323 Ti, 94> / 318i, 320i, 323i, 325 tds, 328i 95>99 / Z3 1.8i 99>01 / Z3 1.9i 01>02 / Z3 1.9 95>97 / Z3 2.8 97 / Z3 1.8 95>97 Diant. Sist. Teves



156.3x63.8x19.3

**SYL-1062**

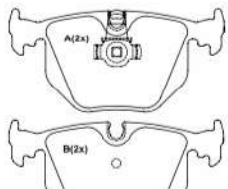
518i, 520i, 524td, 525i, 530i 535i, 540i, 88>95 / 518i, 520i, 525i, 525td, 530i, 540i 91>97 / 730i, 735i, 740i, 750i, 86>94 / M3, M3 Cabrio, M3 Coupé 92> / M5 88> / Z3 M Roadster 3.2i 96> / Z3 Coupé M3.2i 97> Diant. Sist. Teves



156.3x73.2x17.8

**SYL-1063**

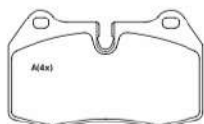
X5 3.0, 4.4 00> / X5 3.0D 01> Diant. Sist. Teves



123.0x59.4x16.5

**SYL-1064**

X5 3.0, 4.6 01/03> Tras. Sist. Teves

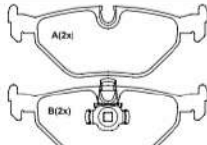


120.0x73.7x17.0

**SYL-1065**

Serie 8-840 Ci, 850 Ci 94>99 Diant. Sist. Brembo

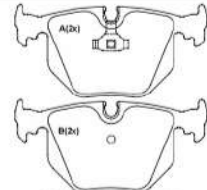
**BMW**



122.0x43.6x17.3

**SYL-1066**

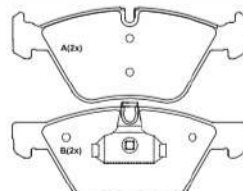
3 (E46) Berlina/Sedan/Touring/ Cabrio 325 i, 325 i X, 318 d, 328 i, 318 i, 320 d, 316 i 02/98> / 3 Coupe (E46) 320 Ci, 323 Ci, 316 Ci, 325 Ci, 318 Ci, 328 Ci, 320 Cd 04/99> / Z3 Roadster/Coupe 3.0 i, 2.0 i, 2.2 i 10/95>02/03 / Z4 2.2i, 2.5 i, 3.0 i 02/03> Tras. Sist. Teves



123.0x59.4x16.5

**SYL-1067**

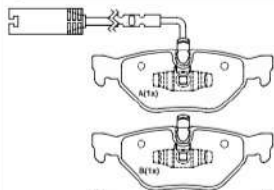
3 (E46) Berlina / Sedan / Touring / Cabrio 330 d, 330 dX, 330 i, 330 iX 02/98> / 3 Coupe (E46) 330 Cd, 330 Ci, M3 3.2 i, M3 CSL 04/99> / 5 (E34) Berlina / Touring M5 3.8 01/88>11/95 / 7 (E38) 740 i, 740 il, 750 i, 750 il 10/94>11/01 / 8 (E31) 850 Csi, 850 i, 850 Ci 04/90>12/99 Tras. Sist. Teves



155.3x63.6x19.3  
154.7x63.2x19.3

**SYL-1068**

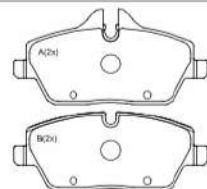
Série-1 130i 3.0 24V, Série-3 320i 2.0 24V, Série-3 325i 2.5 24V, Série-3 330i 3.0 24V 05> / Z4 2.3i, 2.5i, 3.0i 09> / Z4 2.0i, 2.8i 11> Diant. Sist. Teves



122.9x43.4x17.0  
123.0x48.1x17.0

**SYL-1069**

Série-1 130i 3.0 24V, Série-3 320i 2.0 24V, 325i 2.5 24V, 330i 3.0 24V 05> Tras. Sist. Teves

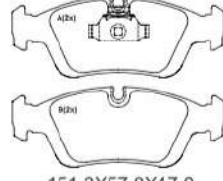


131.0x54.0x17.8  
131.0x65.0x17.8

**SYL-1070**

Série-1 (E81/87) 116i 1.6, 118i 2.0, 120i 2.0, 118D 2.0 04> Diant. Sist. TRW

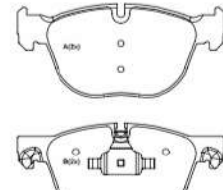
**BMW**



151.3x57.8x17.0

**SYL-1071**

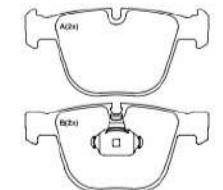
Z3 2.0, 2.8 98>00 / Z3 2.2, 3.0 00>02 Diant. Sist. Teves



171.5x77.1x20.0

**SYL-1072**

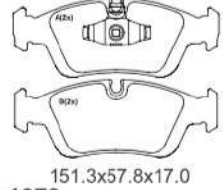
M3 4.0 07> / 745i 01>08 / X5 4.8, X5 3.0, 525i 3.0, 530i 3.0 07>10 / 540i 3.0 05>10 / M5 5.0, 545i 4.4 04>10 / 645 4.4 03> / M6 5.0 05> Diant. Sist. Teves



139.6x68.0x17.0

**SYL-1073**

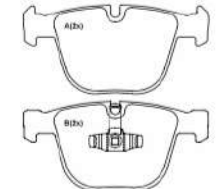
M3 4.0 07> / 745i 01>08 / X5 4.8, X5 3.0, 525i 3.0, 530i 3.0 07>10 / 540i 3.0 05>10 / M5 5.0, 545i 4.4 04>10 / 645 4.4 03> / M6 5.0 05> Tras. Sist. Teves



151.3x57.8x17.0

**SYL-1079**

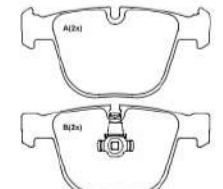
320i 2.0 16V 05> / 120i 2.0 04>10 Diant. Sist. Teves



139.6x68.0x17.0

**SYL-2060**

Série 5 535i GT 3.0, 7 ActiveHybrid 10> Tras. Sist. Teves

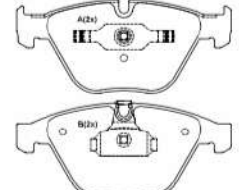


139.6x68.0x17.0

**SYL-2061**

X6 XDrive 50i 08>09 Tras. Sist. Teves

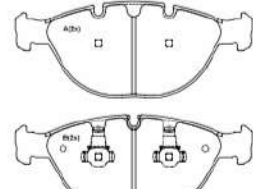
**BMW**



155.2x68.3x20.0

**SYL-2062**

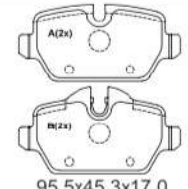
Série 3 (E90) 330i 05>06 / Série 6 (E63)/E64) M6 04> Diant. Sist. Teves



193.1x79.1x20.8

**SYL-2063**

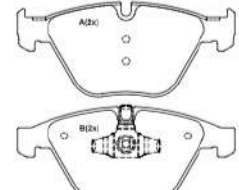
X5 4.6 02> / X5 4.8 02>06 Diant. Sist. Teves



95.5x45.3x17.0  
95.5x50.9x17.0

**SYL-2064**

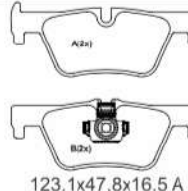
118i, 120i 04>11 / 316i 05>11 / 318i, 329i 05>07 Tras. Sist. Girling



155.2x68.3x20.0

**SYL-2065**

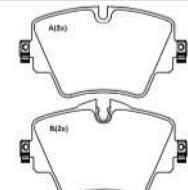
X1 1.8i sDrive 10> / X1 2.0i sDrive 11> Diant.



123.1x47.8x16.5 A  
123.1x45.4x16.5 B

**SYL-2066**

Série 1 116i, 1 118i, 1 120d, 1 125i, 3 316d, 3 318d, 3 320i, 3 328i 11> / Série 1 114i, 3 316i Touring, 3 325d Touring 12> Tras. Sist. Bosch



129.15x70.30x17.5 A  
129.15x75.75x17.5 B

**SYL-2067**

Série 1 Conversível 220d 03/14> / Série 2 Active Tourer 218i, 220d, 220d xDrive, 220i, 225i, 225i xDrive 11/13> / Série 2 Coupé 220d 10/12> / Série 2 Gran Tourer 218d, 218i, 220d xDrive, 220i 07/14> / X1 sDrive 18d, 20i, 20d, 25d, 25i 11/13> Diant. Sist. TRW

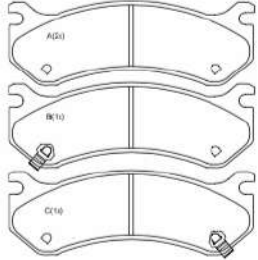


**CADILLAC**



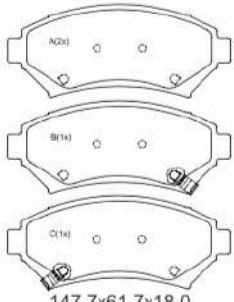
61.0x61.5x15.0

**SYL-1095**  
Catera 97>01 Tras. Sist. Teves



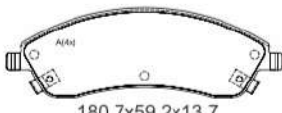
177.0x58.2x18.0

**SYL-1115**  
Escalade (eixo dianteiro) 02 /  
Escalade 4WD (eixo dianteiro),  
RWD (eixo dianteiro) 03>06



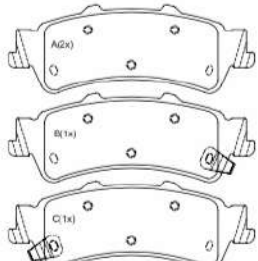
147.7x61.7x18.0

**SYL-1118**  
De Ville 4.6 (U.S.A) 96>99 /  
Eldorado VII 4.6 (U.S.A) 96>02 /  
Seville IV 4.6 SLS V8 (U.S.A) 96>97  
Diant. Sist. Wagner



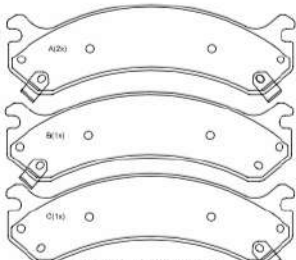
180.7x59.2x13.7

**SYL-1704**  
CTS 07 / SRX 04>08 / STS 04>05  
Diant.



142.2x51.9x17.1

**SYL-2080**  
Deville 00> / DTS 06>08 Tras.



216.0x66.6x18.2

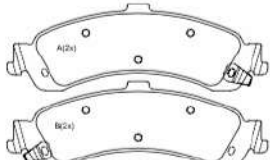
**SYL-2086**  
Deville 00>05 / DTS 06> Diant.

**CADILLAC**



182.6x56.5x13.3

**SYL-3087**  
CTS 3.6 / STS 3.6 03/05> Diant.



183.9x61.1x16.3

**SYL-3094**  
Escalade 02>06 Tras.

**CHANA**



106.5x50.0x15.0

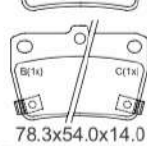
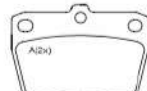
**SYL-1024**  
Cargo, Utility, Family 06> Diant.

**CHERY**



106.5x50.0x15.0

**SYL-1024**  
Face 1.3 16V 10> / S-18 1.3 16V  
12> Diant.



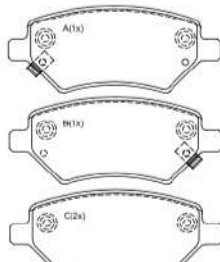
78.3x54.0x14.0

**SYL-1389**  
Tiggo 2.0 16V 10> Tras. Sist.  
Sumitomo



119.0x69.5x17.0

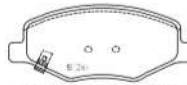
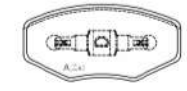
**SYL-1670**  
Tiggo 2.0 16V 10> Diant.



131.6x54.4x16.5

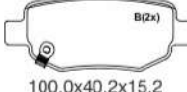
**SYL-1671**  
Cielo 1.6 16V / Tiggo 2.0 16V 10>  
Celer 1.5 16V / Novo Tiggo 2.0  
16V 13> Diant.

**CHERY**



100.0x48.5x15.0 (A)  
118.1x48.5x15.0 (B)

**SYL-1672**  
Face 1.3 16V 10> / S-18 1.3 16V  
12> Diant.



100.0x40.2x15.2

**SYL-1852**  
Cielo 1.6 16V 10> Tras.



127.0x48.3x15.7

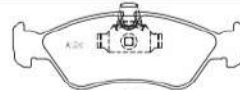
**SYL-2095**  
QQ 1.1 16V 11> Diant. Sist.  
Akebono

**CHEVROLET**



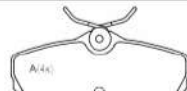
61.7x57.4x15.0

**SYL-1080**  
Calibra 2.0i 16V 4x4 Turbo 90> /  
Calibra 2.5 V6 95> / Vectra GSI  
2.0 93>95 / Vectra GL, GLS 2.0,  
2.2, 2.2 16V, CD 2.0 93>96 Tras.  
Sist. Teves



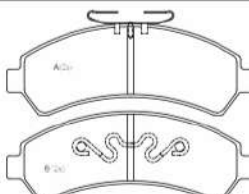
156.4x52.5x17.0

**SYL-1081**  
Vectra GL 2.0, 2.2 96> / Suprema  
GLS 2.2 96>97 / Omega GLS 2.2,  
Astra 2.0, Astra SW 2.0 95>98 /  
Vectra CD 2.2 96>97 / Vectra GLS  
2.2, 2.0 96> Diant. Sist. Teves



94.6x41.6x15.0

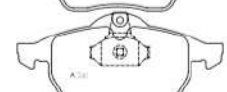
**SYL-1082**  
Monza Efi 2.0 / Kadett 2.0,  
Ipanema 2.0 92>96 / Kadett GSI  
92>95 Tras. Sist. Varga



167.0x61.0x15.5

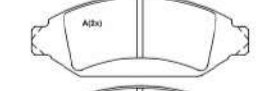
**SYL-1083**  
Pick-up S10 / Blazer 4x4 97>  
Diant. Sist. Delphi

**CHEVROLET**



156.2x73.8x19.0  
155.1x73.8x19.0

**SYL-1084**  
Calibra 2.0i 16V 4x4 Turbo, 2.5  
V6, Vectra CD 2.0 16V 96>98 /  
CD 2.2 16V 98> / Vectra GLS 2.2  
16V 99> Diant. Sist. Teves



157.5x58.4x16.0  
182.9x64.0x13.4

**SYL-1085**  
C10, C14, C15 79>85 / Pick-up  
D10, A10, C20, D20 85>92 / A14  
09/80>85 / Bonanza, Veraneio  
79>94 / Pick-Up D-10 1000, D-14  
1000 79>85 Diant. Sist. Bendix




104.0x53.5x15.4

**SYL-1086**  
Corsa 1.0, 1.4, 1.6 96> / Pick-up 1.6  
96> / Ipanema 1.8, 2.0, Kadett 1.8  
96> 97 / Kadett 2.0 96>98 Diant.  
Sist. Varga



61.7x56.5x14.5

**SYL-1087**  
Chevette e Marajó 73>93 /  
Chevette Jr. 92>93 / Chevy 500  
83>94 / Diant. Sist. Teves



98.0x67.9x15.4

**SYL-1088**  
Opala, Caravan, Comodoro 77>92/  
Diplomata 79>83 Diant. Sist. Varga

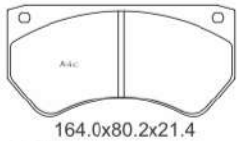


76.6x68.3x14.5

**SYL-1089**  
Opala, Caravan, Comodoro,  
Diplomata 79>92 Diant. Sist.  
Teves



**CHEVROLET**



164.0x80.2x21.4

**SYL-1090**

Caminhão A/C/D-40 85>96 / GMC 6000 93>96 / GMC 6100 / 6150 96>01 Diant. Sist. Teves



103.7x58.2x15.4

**SYL-1091**

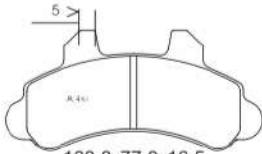
Ipanema 1.8, 2.0 90>96 / Kadett GSI 92>95 / Kadett 1.8 89>96 / Monza 1.6 82>86 / Monza 1.8 84> 94 / Monza 2.0 86>96 Diant. Sist. Varga



104.1x58.3x15.4

**SYL-1092**

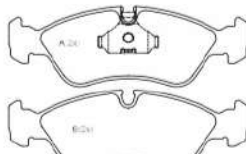
Ipanema, Kadett 89>95 / Monza Efi 2.0 92>96 Diant. Sist. Varga



163.8x77.0x16.5

**SYL-1093**

A20, C20, D20 93>07/94 Diant. Sist. Bendix



156.4x52.6x17.0

**SYL-1094**

Astra 2.0i, Caravan 95> / Calibra 2.0 16V 4X4 90>94 / Omega GLS 2.0 92>95 / Suprema GLS 2.0, Omega GL 2.0 93>95 / Vectra GLS 2.0, CD 2.0, GSI 2.0 16V, GLS 2.2 16V 93>96 / Omega GL 2.2, GLS 2.2, Suprema GLS 2.2 94>95 / Suprema GL 2.0 93>94 Diant. Sist. Teves

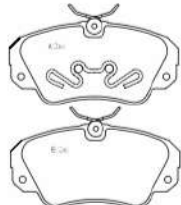


61.0x61.5x15.0

**SYL-1095**

Astra (aro 13", 14") 09/98> / Astra 2.0 8V, Vectra GLS 2.2 16V 99> / Suprema CD 3.0, GLS 2.0, Omega GL 2.0 93>95 / Suprema GLS 4.1 94>97 / Vectra CD 2.2 16V 98> / Zafira 2.0 8V, 2.0 16V 01> / Suprema GLS 2.2 94>95 / Vectra GL 2.0, GLS 2.0, 2.2 96> / Vectra CD 2.0 96>98 / Omega CD 4.1 94>98 / Suprema GLS 2.2 96>97 / Vectra CD 2.0, 2.2 02> Tras. Sist. Teves

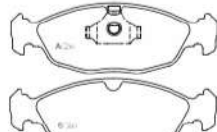
**CHEVROLET**



129.8x63.9x18.3

**SYL-1096**

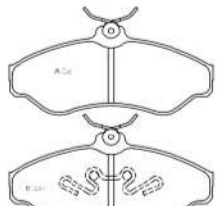
Omega CD 3.0 92>95 / Omega CD 4.1 94>98 / Suprema CD 3.0 93>95 / Suprema CD, GLS 4.1 94>98 Diant. Sist. Varga



140.2x48.2x16.3

**SYL-1097**

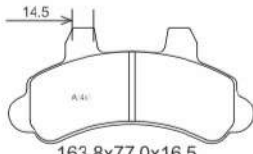
Prisma 1.4 8V 06>11/09 / Agile LTZ Flex 1.4 09>11/09 / Celta 1.0 00>11/09 / Celta 1.4 03>11/09 / Corsa 1.4, 1.6 94>11/09 / Corsa Pick Up 1.6 94>11/09 Diant. Sist. Teves



145.4x63.3x17.0

**SYL-1098**

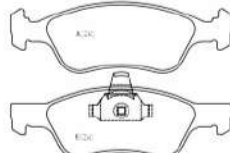
Pick-up S10 e Blazer 4x2 95> Diant. Sist. Varga



163.8x77.0x16.5

**SYL-1099**

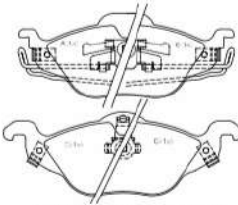
Pick-up D20, C20, A20 08/94> / Bonanza, Veraneio 08/94> / Silverado (Brasil) 97> Diant. Sist. Bendix



151.3x49.8x16.2

**SYL-1100**

Astra (Aro 13") 09/98> Diant. Sist. Teves



160.0x63.0x16.5 (A/B)  
177.6x62.0x17.0 (C/D)

**SYL-1101**

Astra (Aro 14"), 1.7 TD 11/98> / Astra 2.0 8V 99> Diant. Sist. Teves

**CHEVROLET**



95.0x50.8x16.0

**SYL-1102**

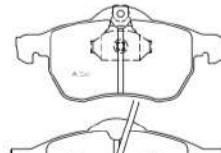
Diplomata 91>92 Tras. Sist. Varga



183.0x64.0x15.5

**SYL-1103**

Omega CD 3.8 V6 (Australiano)99> Diant. Sist. Girling



151.1x71.5x19.5 (A)

156.5x78.6x19.5 (B/C)

**SYL-1104**

Zafira 2.0 8V, 2.0 16V 01>02/10 / Astra 2.0 Aro 15", 2.0 Turbo Diesel 99>02/10 / Astra Advantage 05>02/10 / Vectra (novo) 06>02/10 / Vectra GT, GTS 07>02/10 / Vectra 2.4 Aro 17" 06>02/10 / Meriva 1.8 Aro 15" 02>02/10 / Meriva Joy 1.4 8V / Aro 15", Maxx 1.4 8V Aro 15" 09>02/10 Diant. Sist. Teves

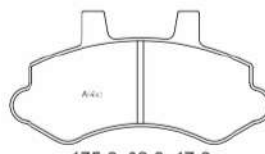


131.4x55.4x16.5 (A)

131.5x52.1x16.5 (B)

**SYL-1105**

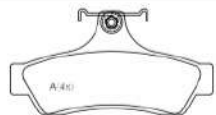
Corsa 1.0, 1.8 (novo) 02> / Montana 1.8 03> / Montana 1.4 8V Conquest, Combo 08>10 / Montana 1.4 8V Arena, Sport 10>10 Diant. Sist. TRW / Varga



175.0x88.0x17.0

**SYL-1106**

Silverado Turbo HD 99> Diant. Sist. Teves



113.6x57.7x17.8

**SYL-1107**

Omega CD 3.8 V6 (Australiano) 99> Tras. Sist. Girling

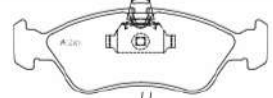
**CHEVROLET**



78.3x64.2x15.4

**SYL-1108**

Opala, Caravan, Comodoro 71>76 Diant. Sist. Varga



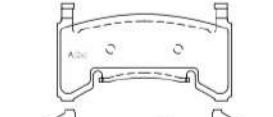
156.4x52.5x17.0 (A)

156.4x62.1x17.0 (B/C)



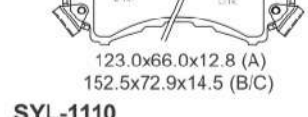
**SYL-1109**

Meriva 1.8 Aro 14" 02>03/10 / Meriva 1.4 Aro 14" 09>03/10 / Zafira 2.0 8V Aro 14" 02>03/10 Diant. Sist. Teves



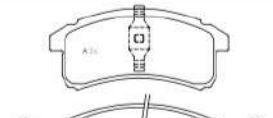
123.0x66.0x12.8 (A)

152.5x72.9x14.5 (B/C)



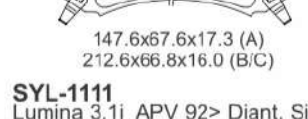
**SYL-1110**

Blazer 2.8 Todos 82>93 / Blazer SS10/TT10 4.3 86>97 / Blazer 5.7 Todos 83>88 / Blazer Diesel 6.2 82>84 / Camaro Z-28 E, 2.8, 3.1, 3.8, 4.1, 5.7 81>92 / Malibu Todos 78>83 S10 Pick-Up (Americana) 83> / Sonoma 94> Diant. Sist. Bendix



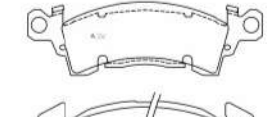
147.6x67.6x17.3 (A)

212.6x66.8x16.0 (B/C)



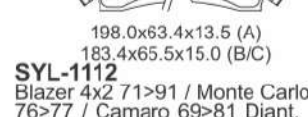
**SYL-1111**

Lumina 3.1i APV 92> Diant. Sist. Brembo



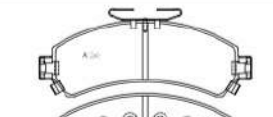
198.0x63.4x13.5 (A)

183.4x65.5x15.0 (B/C)



**SYL-1112**

Blazer 4x2 71>91 / Monte Carlo 76>77 / Camaro 69>81 Diant. Sist. Kelsey Hayes



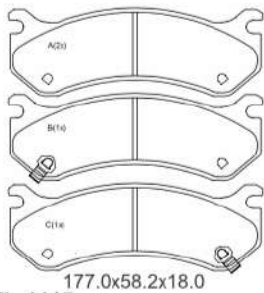
167.0x61.0x15.5

**SYL-1114**

Blazer Trailblazer 69> / Blazer Base 69> / Blazer Extreme 69> / S10 SS 82> / S10 ZR2 82> S10 Extreme 82> Diant. Sist. Delphi



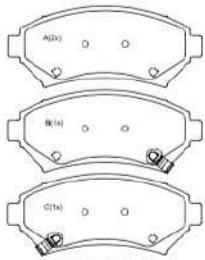
**CHEVROLET**



177.0x58.2x18.0

**SYL-1115**

Silverado SS (import., eixo dianteiro) 03>06 / Silverado 1500 (import., eixo dianteiro) 99>07 / Suburban 1500 (eixo traseiro) 00>06 / Suburban 2500 (eixo traseiro) 00> / Tahoe (eixo dianteiro) 00>06 / Astro (eixo dianteiro) 03>05 / Avalanche 1500 4WD (eixo dianteiro) 03>06



147.7x61.7x18.0

**SYL-1118**

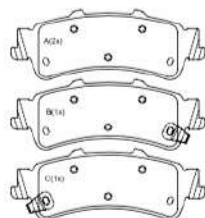
Impala VII 3.4 V6, 3.8 V6, 5.7 99>05 / Impala VII 3.8 03>05 / Trans Sport 3.4 96> / 3.4 V6 04> / 3.4 V6 4WD 01> Dianteiro. Sist. Wagner



110.0x55.1x14.0

**SYL-1370**

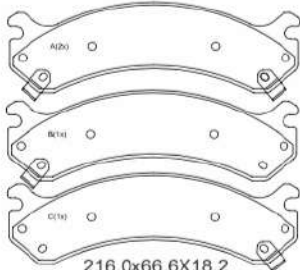
Traker 5P 2.0 TD 4x4 01> Dianteiro. Sist. Sumitomo



142.2x51.9x17.1

**SYL-2080**

Astro 03>05 Traseiro.

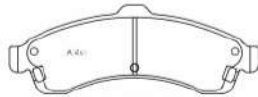


216.0x66.6x18.2

**SYL-2086**

Avalanche 2500 02>06 / Express 2500, 3500 03> / Silverado 1500 (Americana), 2500 HD (Americana) 01> / Silverado 1500 HD (Americana) 01>07 / Silverado 2500 (Americana) 99> 04 / Silverado 3500 (Americana) 01>04 / Silverado 3500 (Americana) 04> / Silverado 3500 HD - PBT 12000 (Americana) 07> / Suburban 2500 00> Dianteiro.

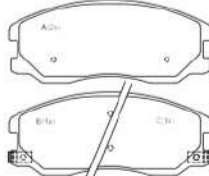
**CHEVROLET**



176.9x62.6x17.4

**SYL-2088**

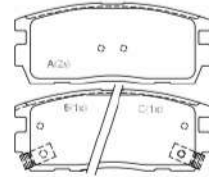
Trailblazer 4.2 00>09/01 Dianteiro.



149.0x62.2x17.5

**SYL-2090**

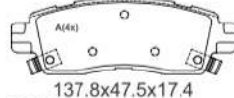
Captiva 2.4 16V, 3.6 V6 24V 06> Dianteiro. Sist. Mando



110.7x45.9x15.5

**SYL-2091**

Captiva 2.4 16V, 3.6 V6 24V 06> Traseiro. Sist. Mando



137.8x47.5x17.4

**SYL-2093**

Trailblazer 09/01> Traseiro.



127.0x48.3x15.7

**SYL-2095**

Matiz 1.0 / Spark 1.0 08> Dianteiro. Sist. Akebono



154.0x52.5x17.5

**SYL-2097**

Omega 08> Dianteiro.



121.5x51.0x16.5

**SYL-2098**

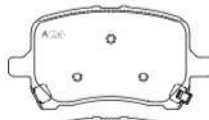
Omega 08> Traseiro.



140.2x48.2x16.3

**SYL-2099**

Nova Montana LS 1.4 8V, Sport 1.4 8V / Prisma / Agile LTZ Flex 1.4 / Celta 1.0, 1.4 / Corsa 1.0, Pick Up 1.6 10> Dianteiro. Sist. Teves

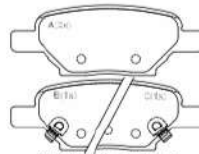


118.9x59.7x17.0

**SYL-2100**

Malibu LTZ 2.4 16V 10> Dianteiro.

**CHEVROLET**



114.0x41.2x13.4

**SYL-2101**

Malibu LTZ 2.4 16V 10> Traseiro.



109.5x69.3x14.8

**SYL-2102**

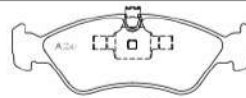
Camaro SS 6.2 V8 16V 10> Traseiro. Sist. Brembo



131.6x77.3x16.0

**SYL-2103**

Camaro SS 6.2 V8 16V 10> Dianteiro. Sist. Brembo



156.4x52.5x17.0 (A)

156.4x62.1x17.0 (B)

**SYL-2104**

Meriva 1.4 Aro 14" / Meriva 1.8 Aro 14" / Zafira 2.0 8V Aro 14" 04/10> Dianteiro. Sist. Teves

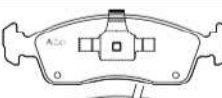


155.1x71.5x19.5 (A)

156.5x78.6x19.5 (B)

**SYL-2105**

Astra / Meriva (aro 15") / Vectra 2.0i 8V e 2.4i 16V / Zafira (aro 15") 03/10> Vectra GT, GTX, GLS 2.0 / Zafira 2.0 8V e 16V 03>10 Dianteiro.

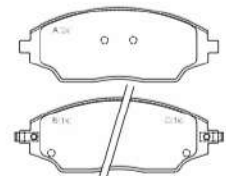


151.5x47.3x16.8

**SYL-2114**

Cobalt LS 1.4 8V s/ABS, Cobalt LT 1.4 8V s/ABS, Cobalt LT 1.8 8V s/ABS, Cobalt LTZ 1.4 8V s/ABS, Cobalt LTZ 1.8 8V s/ABS 12>16 Dianteiro. Sist. Teves

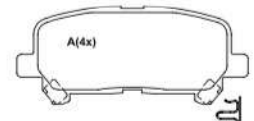
**CHEVROLET**



142.1x53.7x17.5

**SYL-2115**

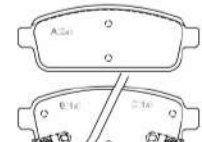
Cobalt LS 1.4 8V c/ABS, Cobalt LT 1.4 8V c/ABS, Cobalt LT 1.8 8V c/ABS, Cobalt LTZ 1.4 8V c/ABS, Cobalt LTZ 1.8 8V c/ABS 12>16 Dianteiro. Sist. KDAC



113.0x48.0x16.0

**SYL-2116**

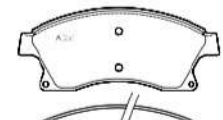
Nova Trailblazer LTZ 2.8 CTDi, LTZ 3.6 V6 12> Traseiro.



116.6x42.8x16.5

**SYL-2117**

Cruze LT 1.8 16V, LTZ 1.8 16V 12> Traseiro. Sist. Bosch



148.2x60.5x18.8

**SYL-2118**

Cruze LT 1.8 16V, LTZ 1.8 16V 12> Dianteiro. Sist. Bosch



151.8x60.9x15.8

**SYL-2119**

Nova S10 2.4, 2.8 12> / Novo Trailblazer LTZ 2.8 CTDi, LTZ 3.6 V6 12> Dianteiro. Sist. Teves



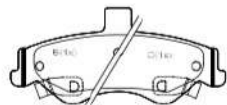
182.6x61.4x14.8

**SYL-3084**

Camaro 98>02 Dianteiro.

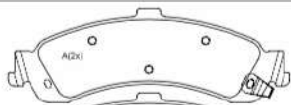


**CHEVROLET**



121.4x43.8x16.6 (A)  
121.4x54.0x16.6 (B/C)

**SYL-3085**  
Camaro 98>02 Tras.



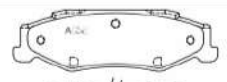
183.9x61.1x16.3

**SYL-3094**  
Avalanche 1500 02>03 Tras.



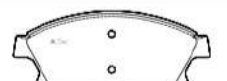
183.5x63.0x15.0

**SYL-3109**  
Corvette 99> Diant.



121.4x37.0x16.5

**SYL-3114**  
Corvette 99> Tras.



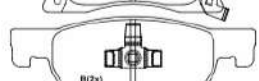
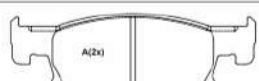
148.2x61.0x18.8

**SYL-3115**  
Tracker 1.8 16V 4x2, 2.0 16V 4x4  
14> Diant.



128.8x55.0x17.0

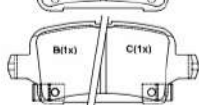
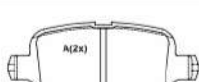
**SYL-3116**  
Spin Activ 1.8, Advantage 1.8, LS  
1.8, LT 1.8, LTZ 1.8 17> Diant.



155.3x59.0x19.0 (A)  
155.3x56.3x19.0 (B)

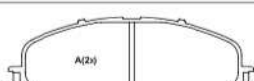
**SYL-3117**  
Cruze LT 1.4, LTZ 1.4 17> Diant.

**CHEVROLET**



106.5x46.4x16.0

**SYL-3118**  
Cruze LT 1.4, LTZ 1.4 17> /  
Equinox LT 2.0 Turbo, Premier  
2.0 Turbo AWD 18> Tras.



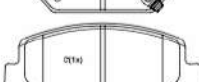
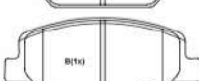
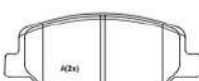
151.8x60.9x15.8

**SYL-3119**  
S10 2.5 Advantage 4x2 CD 16V  
Manual, 2.5 LT 4x2 CD 16V Manual,  
2.5 LTZ 4x2 CD 16V Manual, 2.5 LTZ 4x4  
CD 16V Manual, 2.8 LS 4x4 CD 16V  
Turbo Manual, 2.8 LT 4x2 CD 16V  
Turbo Autom., 2.8 LT 4x2 CD 16V  
Turbo Manual, 2.8 LT 4x4 CD 16V  
Turbo Autom., 2.8 LT 4x4 CD 16V  
Turbo Manual, Pick-up H. Country  
2.8 4x4 CD 17> Diant. Sist. Teves



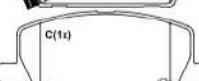

154.0x53.7x17.4

**SYL-3285**  
Equinox 05>06 Diant.



141.9x64.4x16.8

**SYL-4080**  
Equinox LT 2.0 Turbo, Premier 2.0  
Turbo AWD 18> Diant.



140.7x59.8x18.2

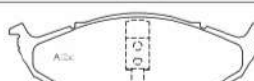
**SYL-4081**  
Tracker 1.4 16V 18> Diant.

**CHRYSLER**



133.6x39.9x17.0

**SYL-1120**  
Neon 95>97 / Stratus 95>99 Todos  
Tras. Sist. Kelsey Hayes



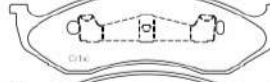
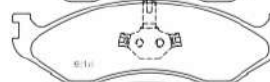
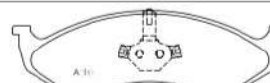
164.1x54.5x16.0  
164.6x51.6x16.0

**SYL-1121**  
Neon 2.0 16V SX Aro 14" 94>98 /  
Gran Caravan, Caravan 96>99 Todos /  
Intrepid 98>04 / 300M 00>04 / LHS  
98>02 Diant. Sist. Kelsey Hayes



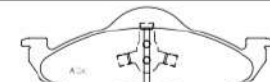
176.8x46.7x15.5

**SYL-1122**  
Stratus 95>99 Todos  
Diant. Sist. Kelsey Hayes



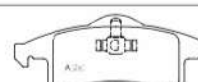
177.0x55.0x17.0

**SYL-1123**  
Jeep Cherokee 2.5i, 2.1TD, 2.5TD  
88> / Jeep Grand Cherokee 2.5TD,  
4.0i V6, 5.2i V8 91> / Jeep Wrangler  
2.5, 4.0 88> Diant. Sist. Kelsey Hayes



192.0x73.2x19.8 (A)  
192.0x60.2x19.8 (B/C)

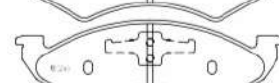
**SYL-1125**  
Dakota 98> Diant. Sist. Kelsey Hayes



139.4x55.1x16.5 (A)  
141.5x59.1x16.5 (B)

**SYL-1127**  
Grand Cherokee 3.1TD, 4.0i, 4.7i V8  
99> Tras. Sist. Kelsey Hayes

**CHRYSLER**



192.0x73.2x19.8 (A)  
192.0x60.2x19.8 (B)

**SYL-1128**  
Dakota 00> Diant. Sist. Kelsey Hayes



146.7x59.7x18.0

**SYL-1129**  
Cherokee 2.4i, 2.5 CRDi, 3.7i V6  
01> Caravan / Gran Caravan 2.4,  
3.3, 3.3 AWD, 3.8, 3.8 AWD 00>  
Liberty 2.4, 2.5 CRD, 3.7 V6 01>  
Diant. Sist. Girling



176.0x57.0x19.0

**SYL-1130**  
Grand Cherokee Limited 3.0 TB,  
Limited 4.7, Limited 5.7 05> Diant.  
Sist. Chrysler



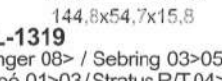
142.2x53.0x18.0 (A)  
142.2x49.2x18.0 (B/C)

**SYL-1131**  
Grand Cherokee Limited 3.0 TB,  
Limited 4.7, Limited 5.7 05> Tras.  
Sist. Kelsey Hayes



108.8x49.0x14.6

**SYL-1183**  
Dodge 1800 73>75 / Dodge Polara  
75>81 Diant. Sist. Bendix



144.8x54.7x15.8

**SYL-1319**  
Avenger 08> / Sebring 03>05 / Stratus  
Coupé 01>03 / Stratus R/T 04>05 Diant.

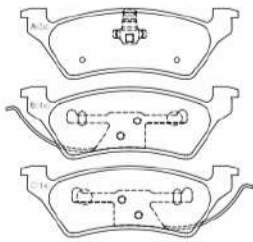


172.5x69.3x18.6

**SYL-2120**  
Caravan / Gran Caravan 2.4i 16V,  
2.5 CRDi, 3.3i V6 2001>  
Diant. Sist. Teves



**CHRYSLER**



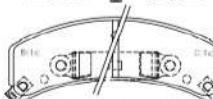
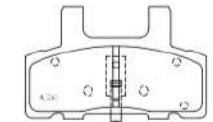
155.4x50.8x17.5

**SYL-2121**  
Cherokee 2.4i, 2.5 CRDi, 3.7i V6  
01> Tras. Sist. Kelsey Hayes



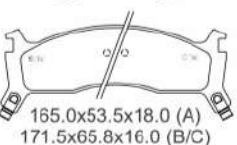
157.7x60.5x18.5

**SYL-2122**  
Gran Cherokee 2.7 CRD, 3.1 TD,  
4.0i, 4.7i V8 02> Diant. Sist.  
Kelsey Hayes



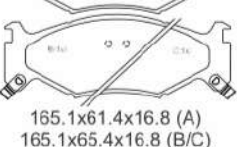
125.8x77.0x16.6 (A)  
147.5x59.8x15.8 (B)

**SYL-2123**  
Dodge Ram 1500 94/97  
Diant. Sist. Bendix



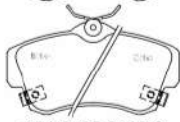
165.0x53.5x18.0 (A)  
171.5x65.8x16.0 (B/C)

**SYL-2124**  
Caravan / Gran Caravan 2.5i  
Roda Aro 14" 91>95  
Diant. Sist. Kelsey Hayes



165.1x61.4x16.8 (A)  
165.1x65.4x16.8 (B/C)

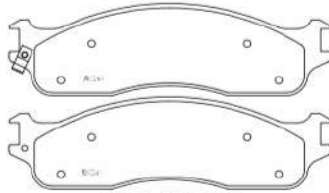
**SYL-2125**  
Caravan / Gran Caravan 2.5 TD,  
2.2CRDi, GT 2.4i 00> Diant.  
Sist. Kelsey Hayes



124.0x65.0x19.3

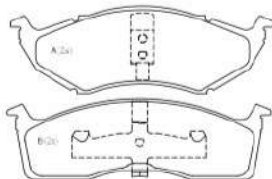
**SYL-2126**  
PT Cruiser 1.6i, 2.0i 16V,  
2.2CRDi, GT 2.4i 00> Diant. Sist.  
Girling

**CHRYSLER**



220.5x63.3x19.0

**SYL-2127**  
Dodge RAM 1500, 2500, 3500  
03> Diant. Sist. Importado



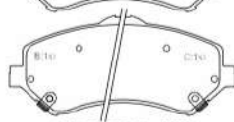
164.1x54.5x16.0  
164.6x51.6x16.0

**SYL-2128**  
Vision 3.5i T si 09/93> Diant.  
Sist. Kelsey Hayes



116.6x45.4x16.0

**SYL-2129**  
Jeep Wrangler 3.8i V6, 3.8i V6  
4WD, 2.8 CRD 07> Tras.



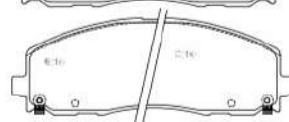
146.6x63.6x17.5

**SYL-2130**  
Journey 2.4, 2.7 V6, 2.0 CRD 16V  
08>12 Diant.



109.5x69.3x15.4

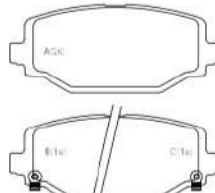
**SYL-2131**  
Jeep Gran Cherokee SRT8 6.1 V8  
16V 05> Tras. Sist. Brembo



183.2x63.5x17.0

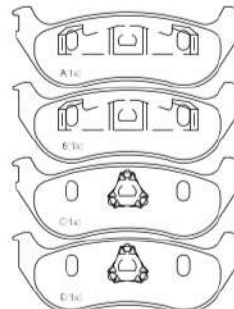
**SYL-2189**  
Journey 12> Diant.

**CHRYSLER**



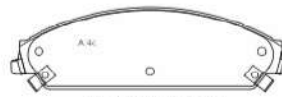
130.2x54.7x16.6

**SYL-2190**  
Journey 2.7 13> Tras.



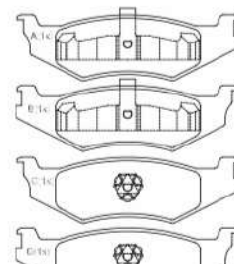
140.5x49.3x14.6

**SYL-3120**  
Jeep Wrangler 02>06 Tras. Sist.  
Kelsey Hayes



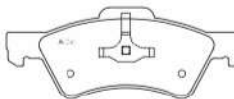
183.8x55.0x17.8

**SYL-3121**  
300C V8 07> Diant. Kelsey Hayes



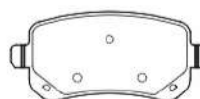
133.6x40.0x16.6

**SYL-3122**  
300M 3.5 98>04 Tras. Sist. Kelsey  
Hayes



172.3x65.3x18.8

**SYL-3123**  
Gran Caravan 01>07 Diant. Sist.  
Teves



116.0x53.0x16.8

**SYL-3130**  
Journey 2.7 V6 09> / Gran  
Caravan 08>12 Tras.

**CHRYSLER**



150.4x56.0x17.6

**SYL-4130**  
300C 3.5 V6 (Todos Modelos)  
Diant.



101.2x57.5x17.0

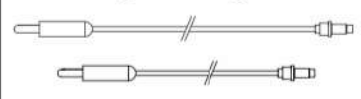
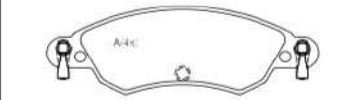
**SYL-5122**  
300C 3.5 09/04> Tras. Sist.  
Kelsey Hayes

**CITROËN**



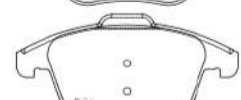
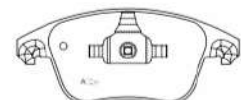
87.2x51.4x14.7

**SYL-1043**  
C8 Exclusive 2.0 16V 02> / DS3  
1.6 THP 16V 12> / C4 Louange  
Exclusive 2.0, 1.6 Turbo, Origine  
2.0, Tendance 2.0 13> Tras. Sist.  
Girling



148.9x48.0x17.8

**SYL-1133**  
C5 Berlina 1.8 16V, 2.0 HDI / C5  
Break 1.8 16V, 2.0 HDI 00> Diant.  
Sist. Bosch



155.2x66.3x19.0 (A)  
155.2x71.6x19.0 (B)

**SYL-1134**  
C4 Picasso Grand 2.0 16V Aut. 08> /  
C4 Picasso 2.0 16V Aut. 09> / DS4  
1.6 Turbo 16V 13> / DS5 1.6 Turbo  
16V 13> Diant. Sist. Teves

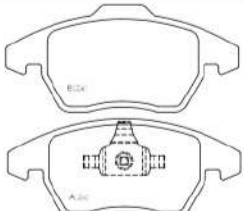


102.0x48.5x16.0

**SYL-1135**  
C4 Picasso Grand 2.0 16V Aut. 08> /  
C4 Picasso 2.0 16V 09> Tras. Sist.  
Teves

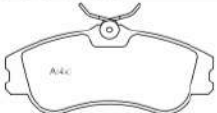


**CITROËN**



155,3x66x19,5 (A)  
156,4x71,4x19,5 (B)

**SYL-1136**  
C4 2.0 16V Diant.



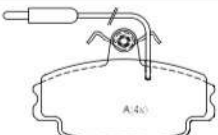
129,8x56,2x17,5

**SYL-1137**  
Berlingo (MF) 1.6i 16V (MFNFU),  
Berlingo (MF) 2.0 HDI 90 (MFRHY),  
Berlingo (MF) 1.8 D (MFA8A),  
Berlingo (MF) 1.8i 4WD (MFLFX),  
Berlingo (MF) 1.9 D (MFDJY) 07/96>  
Xsara Berlina/Coupe/Break  
(N1)(N0)(N2) 1.4i 04/97>10/04 /  
Xsara Berlina/Coupe/Break  
(N1)(N0)(N2) 1.9 D 04/97>10/04  
Diant. Sist. Girling



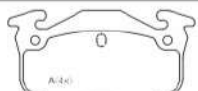
54,0x65,0x15,0

**SYL-1138**  
Xantia 2.0 98> / Xantia 2.0 Turbo,  
Activa 2.0 93> / Xantia Activa 2.0  
Turbo 95> / Xantia Activa 3.0 V6  
24V 96> / Xantia Break GLS 2.0  
16V, Exclusive 2.0 16V 93> / Xantia  
SX 1.8 16V 95> / Xantia VSX 2.0,  
VSX 2.0 16V 93> / XM Exclusive, XM  
Sensation 91> Tras. Sist. Citroen



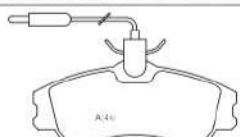
100,0 x 64,0 x 18,0

**SYL-1139**  
ZX 1.6, 1.8 91>97 / 2.0i 91>97 / ZX  
1.6, 1.8 Break 93>97 / ZX Volcane  
91>98 Diant.



105,2x54,5x11,5

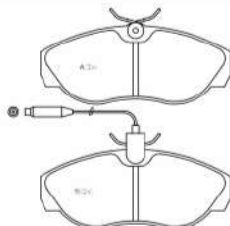
**SYL-1140**  
Xsara GLS 2.0 16V 97> / Xsara  
Break 1.8 16V 97> / Xsara GLX1.8  
16V, Exclusive 1.8, 2.0 16V 97> /  
Xsara VTS 1.8 16V, VTS 2.0 16V  
98> ZX 2.0, 2.0i 16V 91> 97 / ZX  
1.6, 1.8 91>97 / ZX Break 1.6 1.8  
93>97 Tras. Sist. Bendix



129,8x56,2x17,5

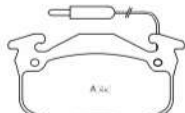
**SYL-1141**  
Berlingo 1.1, 1.4, 1.8, 1.9 96> / Xsara  
(1.4i, 1.6i, 1.8i Break) / Xsara 1.9i TD  
Break / Xsara 1.8i 16V VTS 97> / Xsara 1.8i  
16V, 2.0i 16V 04/97>10/00 / Xsara Picasso  
1.6, 1.8 16V, 2.0 16V 00> / Picasso GLX,  
Exclusive 2.0 16V 01> / Xsara Exclusive 1.8,  
2.0 16V 97> Diant. Sist. Girling

**CITROËN**



145,0x61,3x18,5

**SYL-1142**  
Jumper 97> Diant. Sist. Girling



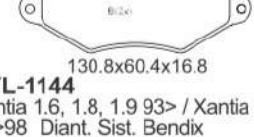
105,2x54,8x18,0

**SYL-1143**  
BX 1.4, 1.5, 1.6, 1.8, 1.9 83>  
Diant. Sist. Bendix



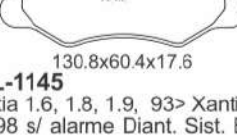
130,8x60,4x16,8

**SYL-1144**  
Xantia 1.6, 1.8, 1.9 93> / Xantia 2.0  
93>98 Diant. Sist. Bendix



130,8x60,4x17,6

**SYL-1145**  
Xantia 1.6, 1.8, 1.9, 93> Xantia 2.0  
93>98 s/ alarme Diant. Sist. Bendix



131,0x47,2x17,3

**SYL-1146**  
Xsara 1.4i, 1.5D, 1.6i, 1.8D, 1.8i,  
1.9 (D, TD) 97> Diant. Sist.  
Bendix - Girling



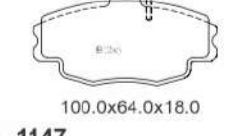
100,0x64,0x18,0

**SYL-1147**  
ZX 1.6, Advantage, 1.6 Aura, 1.8  
Furio, 1.9 Volcane, 1.9 Break 91>  
Diant. Sist. Girling



128,9x56,2x18,0

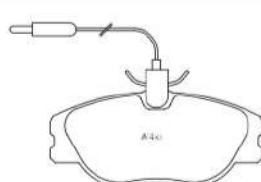
**SYL-1148**  
C3 1.4 Hdi, 1.6 16V 04/02> Diant.  
Sist. Girling



128,9x56,2x18,0

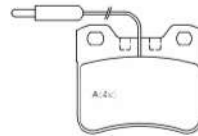
**SYL-1149**  
AX 1.3 Sport, 10, 11, 14, 14 4x4,  
14 Diesel, 15 Diesel 96>98  
Diant. Sist. Teves

**CITROËN**



130,0x59,0x18,5

**SYL-1148**  
Evasion 1.9, 2.0, 94> / 2.1 96>  
Diant. Sist. Girling



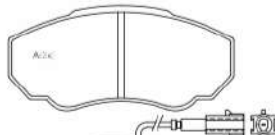
71,1x60,5x16,5

**SYL-1149**  
AX 1.3 Sport, 10, 11, 14, 14 4x4,  
14 Diesel, 15 Diesel 96>98  
Diant. Sist. Teves



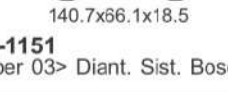
130,9x52,2x18,0

**SYL-1150**  
Xsara VTS 2.0 01/98> / Xsara  
Exclusive Break 1.8 05/98> / Xsara  
Exclusive SX-VTS-X 1.8 07/97> /  
Xsara LX-SX Break 1.6 05/97 Diant.



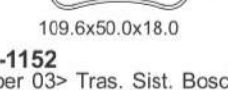
140,7x66,1x18,5

**SYL-1151**  
Jumper 03> Diant. Sist. Bosch



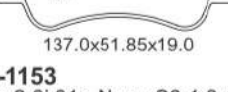
109,6x50,0x18,0

**SYL-1152**  
Jumper 03> Tras. Sist. Bosch



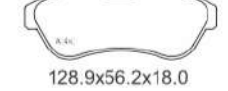
137,0x51,85x19,0

**SYL-1153**  
Xsara 2.0i 01> Novo C3 1.6 16V  
13> Diant. Sist. Bosch



128,9x56,2x18,0

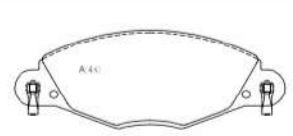
**SYL-1154**  
C3 1.4 Hdi, 1.6 16V 04/02> Diant.  
Sist. Girling



128,9x56,2x18,0

**SYL-1155**  
C5 2.2 Hdi, 2.2 Hdi Break, 3.0 V6, 3.0  
V6 Break 03/01> Diant. Sist. Bosch

**CITROËN**



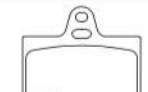
168,8x61,3x18,0

**SYL-1155**  
C5 2.2 Hdi, 2.2 Hdi Break, 3.0 V6, 3.0  
V6 Break 03/01> Diant. Sist. Bosch



122,5x53,4x19,0

**SYL-1156**  
C2 1.1, 1.4, 1.4 HDI 05/03> / C3 1.1i,  
1.4i, 1.4 HDI 02/02> / C3 Pluriel 1.4  
05/03> Diant. Sist. Lucas



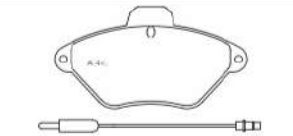
73,0x70,8x15,2

**SYL-1157**  
C5 1.8 16V, 1.8 16V Break, 2.0 16V  
HPI, Break - 2.0 HDI, Break 2.2 HDI,  
3.0 V6 Break 03/01> Tras. Sist. Citroen



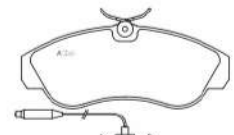
148,9x60,3x18,0

**SYL-1158**  
C5 2.0 16V 03/01> Diant. Sist. Bosch



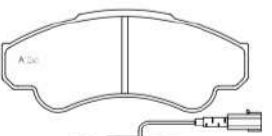
130,7x69,0x16,0

**SYL-1159**  
Xantia 2.0 16V, 2.0 16V Break 03/93>  
/ 1.8i Break (ABS), 1.9 TD Break, 2.0i  
Break 09/95> Diant. Sist. Bendix



159,8x64,0x18,5

**SYL-1182**  
Jumper 97> Diant. Sist. Girling

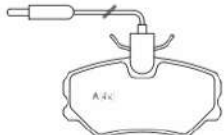


164,8x69,2x19,0

**SYL-1204**  
Jumper Série 35 - 2.8 Hdi 01>04  
Diant.

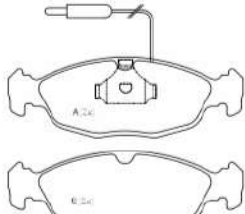


**CITROËN**



94.8x48.6x17.0

**SYL-1321**  
ZX 2.0i 16V 91>97> Diant. Sist. Bendix



140.2x48.1x15.8

**SYL-1322**  
Xsara 1.4i (ABS), 1.6i, 1.8i (ABS), 1.9D (ABS), 2.0 16V 97> Diant. Sist. Teves



136.9x57.3x18.3

**SYL-1331**  
Aircross GL 1.6 16V, GLX 1.6 16V, Exclusive 1.6 16V 10> / DS3 1.6 THP 16V 12> Diant. Sist. Girling



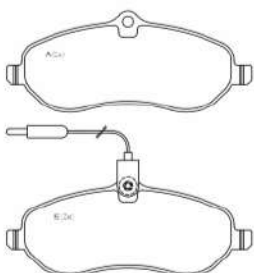
169.2x61.8x19.2

**SYL-1337**  
Jumper 30 2.2, 30 3.0 HDI / Jumper 33 2.2, 33 3.0 HDI 06> Diant. Sist. Brembo



151.0x61.6x18.0

**SYL-1338**  
C4 Louange Exclusive 2.0, Exclusive 1.6 Turbo, Origine 2.0, Tendance 2.0 13> Diant. Sist. Bosch



162.0x66.5x18.9

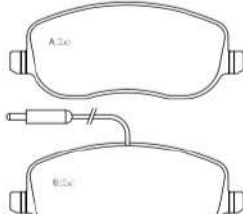
**SYL-1339**  
Jumpy 2.0i, 1.6 Hdi, 2.0 Hdi 07> Diant. Sist. TRW

**CITROËN**



105.0x54.0x17.5

**SYL-1356**  
ZX 1.1i 91>97 / ZX 1.4 91>97 Diant. Sistema Bendix



146.8x60.1x19.0

**SYL-2133**  
C8 2.0, 2.2 02> Diant. Sist. Lucas - Girling



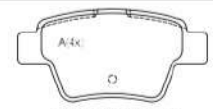
139.9x57.3x18.3

**SYL-2140**  
C4 VTR 2.0 16V, Pallas GLX 2.0 16V, Pallas Exclusive 2.0 16V, Pallas Exclusive Pack 2.0 16V 08> Diant. Sist. Bosch



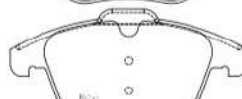
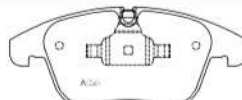
130.0x71.5x19.0

**SYL-2141**  
C22 2.5 D, C22 1.8 Diant. Sist. Bendix



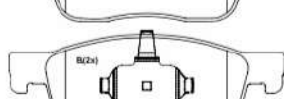
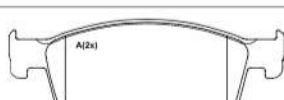
95.2x46.7x17.3

**SYL-2142**  
C4 Pallas Exclusive 2.0 16V, Pack 2.0 16V> Tras. Sist. Bosch



155.2x66.3x19.0  
155.2x71.6x19.0

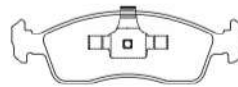
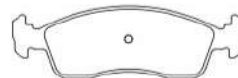
**SYL-2143**  
C5 1.6 16V, 1.8 16V, 2.0 16V 08> Diant.



189.2x69.5x16.5

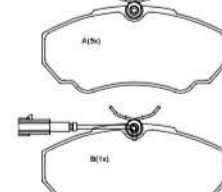
**SYL-2144**  
Jumpy Furgão 1.6 Turbo, Pack 1.6 Turbo, Minibus 1.6 Turbo 18> Diant. Sist. Teves

**CITROËN**



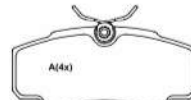
151.5x47.3x16.8

**SYL-2182**  
Novo C3 1.5 8V 13>



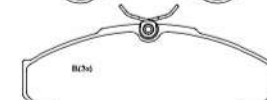
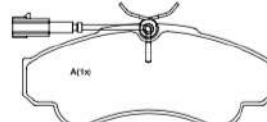
140.7x66.0x18.5

**SYL-2191**  
Jumper 02> / Jumper Serie 27 01>09 / Jumper Série 27 05> / Jumper Serie 29 02>04 / Jumper Série 29 05> / Jumper Série 31 01>09 / Jumper Série 31 05> / Jumper Série 33 02>04 / Jumper Serie 33 05> Diant.



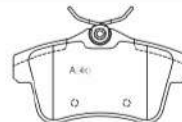
109.6x49.9x18.0

**SYL-2192**  
Jumper Série 27 01>09 / Jumper Série 27 05> / Jumper Série 29 04/02>04 / Jumper Série 29 05> / Jumper Série 31 01>09 / Jumper Série 31 05> / Jumper Série 33 04/02>04 / Jumper Série 33 05> / Jumper Série 35 - 2.8 Hdi 01>04 / Jumper Série 35 - 2.8 Hdi 05> Tras.



164.8x68.9x18.3


**SYL-2193**  
Jumper Série 35 - 2.8 Hdi 01>04 Diant.



103.8x56.0x17.0

**SYL-2320**  
DS4 1.6 Turbo 16V / DS5 Turbo 16V 13> Tras. Sist. Girling

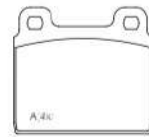
**CLARK**



98.0x67.9x15.4

**SYL-1088**  
Empilhadeira C-300, Y-40, Y-50, Y-60 87> Tras. Sist. Varga

**CLARK**



76.5x69.9x17.7

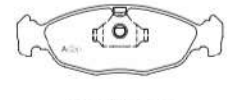
**SYL-1404**  
Empilhadeira C-300, Y-40, Y-50, Y-60 87> Tras. Sist. Teves

**DAEWOO**



156.4x52.6x17.0

**SYL-1094**  
Aranos 1.8, 2.0 93> / Espero 1.8, 2.0 93>96 / Lanos 1.5 SE-SX, 1.6 SX 97> / Nexia 2.0 95> Diant. Sist. Teves



140.2x48.2x16.3

**SYL-1097**  
Lanos SE-SX 1.4, 1.5 97> / Nexia GL 1.5i 95>08/97 Diant. Sist. Teves



100.0x59.0x16.0

**SYL-1160**  
Espero 1.8, 2.0 e Nexia 1.5 93>96 / Aranos 1.8, 2.0 CD CDX 93> Diant. Sist. GM



143.0x51.1x17.0

**SYL-1161**  
Espero 1.8, 2.0 96> Diant. Sist. Akebono



143.0x51.0x17.0

**SYL-1162**  
Evanda 2.0 08/02> / Leganza 2.2i 16V 04/99 / Nubira 1.6i 16V, 2.0i 16V SW 06/99>06/03 / Nubira 1.6i, 16V, 1.8i 16V 07/03> Diant. Sist. Akebono



133.0x49.0x17.0

**SYL-1163**  
Aveo Kalos 1.2, 1.4 (69 KW) 04/03> Kalos 1.4 (61 KW) 07/02> Diant. Sist. Akebono



**DAEWOO**



104.5x39.0x14.5

**SYL-1164**

Nubira 1.6, SE - SX 1.6 07/03> /  
Lacetti 1.4, 1.6, 1.8 02/04 Tras. Sist.  
Akebono



143.0x51.1x17.0

**SYL-1165**

Lanos (KLAT) 1.4i SE 05/97> /Lanos  
(KLAT) 1.5i SE 05/97> / Nubira  
Berlina/Station Wagon (KLAJ) 1.6i  
16V 05/97> / Nubira Berlinda/Station  
Wagon (KLAJ) 2.0i 16V 05/97> /  
(Austrália) Leganza 2.0, 2.2 07/97>  
Diant. Sistema Akebono



127.0x48.3x15.7

**SYL-2095**

Matiz 0.8 98>09 Diant. Sist. Akebono

**DAIHATSU**



125.5x45.3x15.3

**SYL-1170**

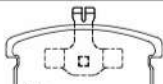
Charade 1.3, 1.5i, 1.6 16V 93>  
Diant. Sist. Akebono



114.0x50.0x15.0

**SYL-1171**

Terios 98> Diant. Sist. Sumitomo



88.2x49.0x14.0

**SYL-1172**

Cuore 800cc 90>98 /Domino 800cc  
90>98 /Mira 800cc 12v, 800cc Turbo  
93>97 Diant. Sist. Akebono

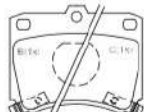


127.9x52.5x13.8

**SYL-1173**

Feroza 1.6i 88> / 1.6i 16V 85> Diant.  
Sist. Akebono

**DAIHATSU**



78.8x63.6x14.6

**SYL-1279**

Cuore 1.0 01/99> Diant. Sist. Sumitomo

**DODGE**



188.3x56.0x17.4

**SYL-2219**

Ram 1500 (eixo traseiro) 05>07 / Ram  
2500, 3500 (eixo traseiro) 06>07 Tras.  
Sist. Kelsey Hayes



214.5x71.2x20.0

**SYL-3124**

Ram 2500 Tropivan 5.9 SLT Tdi 09>  
Diant. Sist. Wagner



194.6x57.1x18.0

**SYL-3125**

Ram 2500 Tropivan 5.9 SLT Tdi 09>  
Tras. Sist. Wagner

**DONGFENG**



106.5x50.0x16.5

**SYL-1024**

Minibus 1.0 12> Diant.

**EFFA**



106.5x50.0x16.5

**SYL-1024**

M-100 1.0 8V 07> Diant.


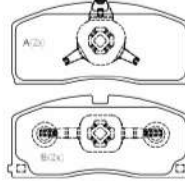


88.0x40.0x16.0 (A)  
102.0x40.0x16.0 (B)

**SYL-1610**

ULC Furgão 1.0 8V, Picape 1.0 8V,  
Van 1.0 8V 07> Diant.

**FAW**

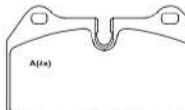


103.0x47.6x14.0 (A)  
107.8x47.6x14.0 (B)

**SYL-1851**

N5 1.3 16V 12> Diant.

**FERRARI**

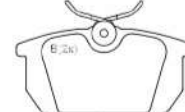


120.0x73.7x17.0

**SYL 1065**

512 5.0i TR/M 92>96 Diant. Sist.  
Brembo

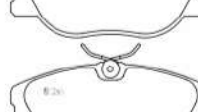
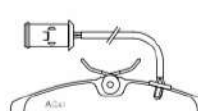
**FIAT**



87.1x44.3x14.0

**SYL-1001**

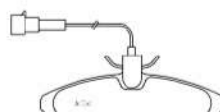
Tempra SW90>97 /Tipo 1.4, 1.6, 1.8,  
2.0 95> /Punto 1.1, 1.2, 1.4, 1.6, 1.7D  
93> Tras. Sist. Girling



130.0x59.0x18.5

**SYL-1002**

Coupe FA/175 2.0 16V Turbo FA  
175 2.0 16V 93> Diant. Sist. Girling

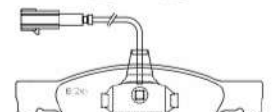


129.8x59.0x18.5

**SYL-1003**

Coupe 2.0 94>95/ Coupe 2.0i Turbo,  
2.0i 16V 95>97 /Marea 2.4 20V,  
Weekend 00> / Marea Turbo 2.0 20V  
98> / Barchetta 1.8 16V Cabrio 95>  
Diant. Sist. Girling

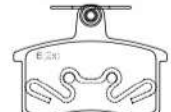
**FIAT**



156.0x52.5x17.4

**SYL-1004**

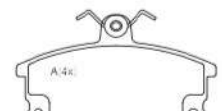
Brava 1.8 16V GT, Bravo 1.8 16V GT  
10/95>10/01 Diant. Sist. Teves



87.2x66.8x16.0

**SYL-1005**

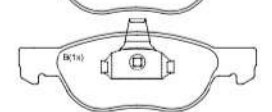
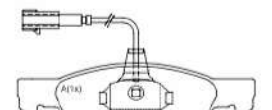
Tipo 2.0 8V 94>97 / Tempra Turbo e  
16V Todos 93>98 Tras. Sist. Girling



104.0x66.5x16.5

**SYL-1006**

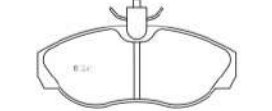
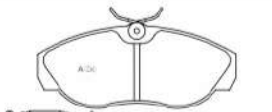
Uno 1.5R 87>90 / Uno 1.6R 90>93  
Punto 1.1, 1.2, 1.4, 1.6, 1.7D 93>  
Diant. Sist. Girling



156.0x52.5x17.4

**SYL-1010**

Brava HGT 1.8 16V 96> / Brava SX  
1.6 16V, ELX 1.6 16V 99> / Marea SX  
1.8 16 e Weekend 99> / Marea 1.6  
16V 05> Diant. Sist. Girling



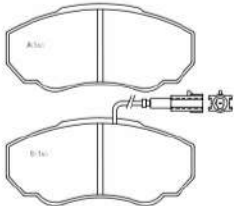
145.0x61.3x18.5

**SYL-1142**

Ducato 10 2.8 Combinato, 15  
2.8 Minibus, 15 2.5, 10 2.5  
Séries 705/715, 15 2.8 Séries  
723/724/733 98> Ducato 15 2.8  
Vetrato, 15 2.8 Série 740 00>  
Diant. Sist. Girling



**FIAT**



140.7x66.1x18.5

**SYL-1151**

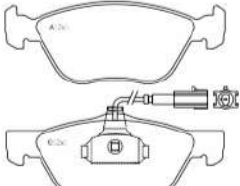
Ducato Série 10, Série 14 05>  
Ducato Série 11, Série 15 02>04  
Diant.



109.6x50.0x18.0

**SYL 1152**

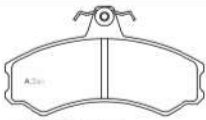
Ducato Série 10, 11, 14, 15 05> /  
Série 10, 14, 01>09 / Série 11, 15  
04/02>04 / Série 18 - 2.3 JTD Maxi  
Cargo, Série 18 - 2.8 JTD Maxi  
Cargo 01>04 / Série 18 - 2.3 JTD  
Maxi Cargo 05> / Série 18 - 2.8 JTD  
Maxi Cargo 05> Tras. Sist. Bosch



156.3x58.9x18.0  
155.1x61.6x18.0

**SYL-1180**

Brava 2.0 155 20V HGT 98>/ Bravo  
2.0 20V HGT 95> / Marea e  
Weekend (City) ELX, HLX, SX 2.0  
20V 98> / Doblô Adventure 1.8  
02>03/10 Idea Adventure 1.8 07>03/  
10 Diant. Sist. Teves



103.7x58.2x19.0

**SYL-1187**

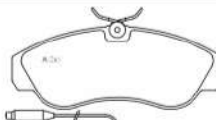
Elba 84>97 / Fiorino 88>93 /  
Prêmio 84>97 / Uno 84>97 / Uno  
Mille ELX, EP 94> Diant. Sist. Varga



130.0x71.5x19.0

**SYL-1181**

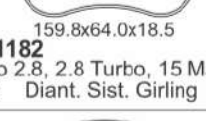
Ducato 1.8, 1.9D, 1.9TD, 2.0, 2.5  
81>93 Diant. Sist. Girling



159.8x64.0x18.5

**SYL-1182**

Ducato 2.8, 2.8 Turbo, 15 Maxi  
97>99 Diant. Sist. Girling

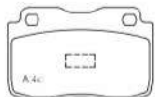


108.8x49.0x14.6

**SYL-1183**

Fiorino Pick-up e Furgão 83>87 /  
Spazio e Oggi 83>85 / Panorama  
80>86 Furgão e Pick-up 147  
77>86 Diant. Sist. Bendix

**FIAT**



89.6x57.5x15.5

**SYL-1184**

Panorama 80>86 / Spazio, Oggi  
83>85 / Fiorino 83>87 / Furgão e  
Pick-up 147 77>86 Diant. Sist.  
Teves



151.3x49.2x17.0

**SYL 1185**

Uno 84>96 / Uno Mille 91>93 /  
Uno Mille ELX, EP 91>09/09 / Uno  
Mille Fire 01> 09/09 Diant. Sist. Teves



151.3x49.2x16.8

**SYL-1186**

Elba 89>95 / Prêmio 89>95 / Uno  
89>95 (1 conector) Diant. Sist. Teves



151.3x49.2x16.8

**SYL-1188**

Elba 89>95 / Prêmio 89>95 / Uno  
89>95 (1 conector) Diant. Sist. Teves



103.7x58.2x19.0

**SYL-1187**

Elba 84>97 / Fiorino 88>93 /  
Prêmio 84>97 / Uno 84>97 / Uno  
Mille ELX, EP 94> Diant. Sist. Varga



151.3x49.2x16.8

**SYL-1188**

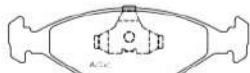
Elba 84>88 / Premio 84>88 / Uno  
84>88 Diant. Sist. Teves



151.3x49.2x16.8

**SYL-1188**

Elba 84>88 / Premio 84>88 / Uno  
84>88 Diant. Sist. Teves



151.3x49.2x16.8

**SYL-1188**

Elba 84>88 / Premio 84>88 / Uno  
84>88 Diant. Sist. Teves

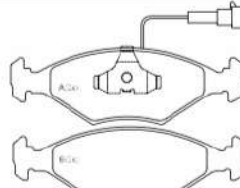


151.3x49.2x16.8

**SYL-1189**

Fiorino 07/93>07/10 / Uno Way  
1.0 08>07/10 Diant. Sist. Teves

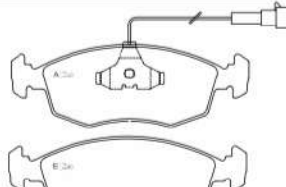
**FIAT**



151.3x49.2x16.8

**SYL-1190**

Tempra Prata/Ouro 92>94 / 16V  
93>94 / SW 95> / Tipo 2.0 8V 94>97  
Diant. Sist. Teves



151.3x52.5x16.5

**SYL-1191**

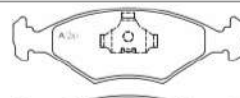
Tempra 8V, 16V 95> / Tempra  
Turbo e Uno Turbo 94>98 / Tipo  
2.0 16V 94>98 (2 conectores)  
Diant. Sist. Teves



104.0x61.9x16.5

**SYL-1192**

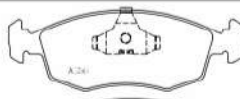
Uno 1.6R 93>97 / Uno 1.5R 87>90 /  
Tipo 1.6 93>97 Diant. Sist. Girling



151.3x49.2x16.8

**SYL-1193**

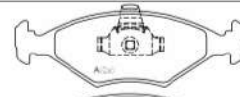
Palio 1.0, 1.5, 1.6 96>02/98 /  
Siena, Palio Weekend (1.5, 1.6  
8V) 97>02/98 Diant. Sist. Teves



151.3x49.2x16.8

**SYL-1193**

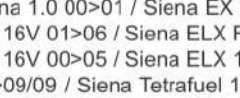
Palio 1.0, 1.5, 1.6 96>02/98 /  
Siena, Palio Weekend (1.5, 1.6  
8V) 97>02/98 Diant. Sist. Teves



151.3x49.2x16.8

**SYL-1194**

Siena, Palio Weekend 1.6 16V 97>  
02/98 / Tempra 8V, 16V 95> / Uno Turbo  
94>96 / Tempra Turbo 94> / Tipo 2.0  
16V 94>98 Diant. Sist. Teves

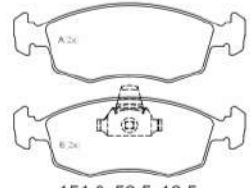


151.3x49.2x16.8

**SYL-1195**

Siena 1.0 00>01 / Siena EX Fire  
1.0 16V 01>06 / Siena ELX Fire  
1.3 16V 00>05 / Siena ELX 1.4  
06>09/09 / Siena Tetrafuel 1.4  
mpi 07>09/09 / Palio ELX 1.4,  
Palio Weekend ELX 1.4 06>09/  
09 / Palio 1.0, 8V e 16V, Palio  
Weekend 1.5, 1.6 8V, Palio 1.0  
16V, Palio Weekend 1.5, 1.6 8V  
03/08>09/99 Diant. Sist. Teves

**FIAT**



151.3x52.5x16.5

**SYL-1196**

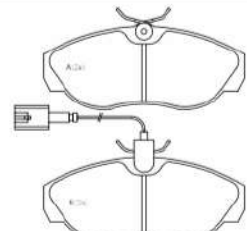
Palio Weekend 1.6 16V 12/98>06/  
09 / Siena 1.6 16V 03/98>06/09 /  
Siena 1.6 8V 01>06/09 / Palio 1.6  
16V e Weekend 1.3 01>06/09 /  
Idea 1.4 8V 05>06/09 / Idea 1.8  
8V 05>06/09 / Palio Adventure 1.8  
99>06/09 / Punto 1.4 flex 8V  
07>06/09 / Strada 1.8 03>06/09 /  
Palio Weekend 1.8 8V 03>06/09  
Diant. Sist. Teves



87.0x44.5x13.5

**SYL-1197**

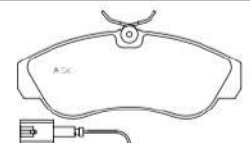
Marea, Marea Weekend City  
(ELX, HLX, SX 2.0 20V) 98> /  
Marea, Marea Weekend 2.4 20V  
00> / Marea 2.0 20V Turbo 98> /  
Bravo 2.0 155 20V HGT 97> /  
Barchetta 1.8 16V 97> / Coupê  
1.8 16V, 2.0 16V Turbo 97> /  
Doblô 1.3 16V, 1.6 16V 93>96 /  
Merengo 1.9 TD 97> Tras. Sist.  
Girling



145.0x61.3x18.5

**SYL-1198**

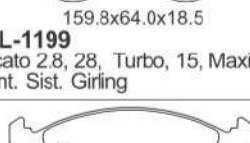
Ducato 2.5, 8, 10 00> Diant. Sist.  
Girling



159.8x64.0x18.5

**SYL-1198**

Ducato 2.5, 8, 10 00> Diant. Sist.  
Girling



150.2x52.5x16.5 (A)  
151.3x52.5x16.5 (B)

**SYL-1199**

Ducato 2.8, 28, Turbo, 15, Maxi 00>  
Diant. Sist. Girling



150.2x52.5x16.5 (A)  
151.3x52.5x16.5 (B)

**SYL-1200**

Doblô 1.3 16V Cargo, 1.3 16V EX  
Passageiro, 1.6 16V Cargo, 1.6 16V  
ELX Passageiro, 1.8 Cargo, 1.8  
Passageiro 01>06/09 Diant. Sist.  
Teves



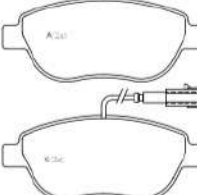
**FIAT**



122.8x53.6x17.0

**SYL-1201**

Stilo 1.8 8V 03> / Idea 1.2 16V, 1.6 16V 09/03> / 500 Lounge 1.4 16V Mec., 1.4 16V Dualogic 07> / 500 Sport 1.4 16V Mec., 1.4 16V Dualogic 07> Diant. Sist. Bosch



136.9x57.3x18.3

**SYL-1202**

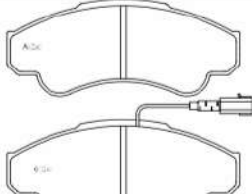
Stilo 1.8 16V 03> / Idea 1.8 16V, 1.9 JTD (59KW), 1.9 JTD (85KW), 2.0 16V 09/03> / Linea 1.4i 16V T-Jet (88 KW 120 HP) 07> / Stilo 1.9 MJ (88 KW 120 HP) Station Wagon 05> / Bravo 1.6 MJT (77 KW 105 HP) 08> / Bravo 1.4 T-Jet 12> Diant. Sist. Bosch



94.9x42.8x15.8

**SYL-1203**

Stilo 1.8 8V 16V 03> / Idea 1.2 16V, 1.6 16V, 1.8 16V, 1.9 JTD (59KW), 1.9 JTD (85KW), 2.0 16V 09/03> Bravo 1.4 16V, 1.4 T-Jet, 1.9 D Multijet 07> / Bravo 1.6 D Multijet 08> Tras. Sist. Bosch



164.8x69.2x19.0

**SYL-1204**

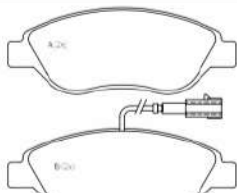
Ducato Cargo-Maxi 2.8 Diesel, Turbo Diesel (1.8q, Li) 02> Diant. Sist. Bosch



109.0x47.5x17.5

**SYL-1205**

131 Todos 82>84 / Panda Todos 82> / Regata 1.3 Weekend 84> / Ritmo 1.1, 1.3, 1.5, 1.7D CL 82> / Uno 1.0, 1.1, 1.4, 1.5, 1.7D 89>95 Uno 45, 55, 60, 75, 1.3D Diant. Sist. Bendix

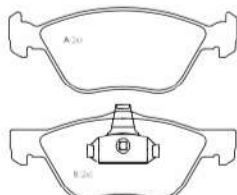


151.0x57.5x18.0

**SYL-1206**

Stilo 2.4 20V Arbarth 10/01> Diant. Sist. Bosch

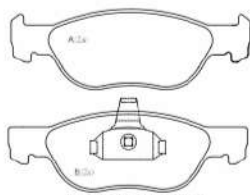
**FIAT**



156.3x58.9x18.0 (A)  
155.1x61.6x18.0 (B)

**SYL-1209**

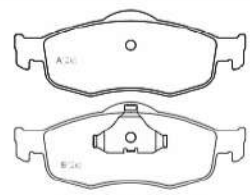
Linea 08>03/10 / Palio Adventure Locker 08>03/10 / Strada Adventure Locker 08>03/10 / Punto 1.4 T-Jet 09>03/10 Diant. Sist. Teves



156.0x52.5x17.4

**SYL-1210**

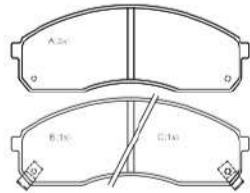
Punto 1.9 JTD, 1.9 JTD 80 (188, 237, 257, 337, 357), 1.3 JTD 16V 09/99> Diant. Sist. Teves



155.1x58.3x18.0

**SYL-1211**

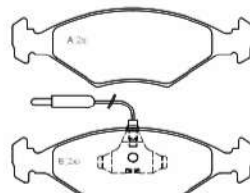
Duna 95>97 Diant.



154.1x56.3x16.5

**SYL-1220**

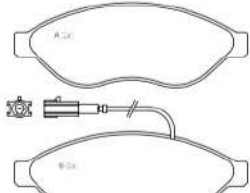
Ducato Cargo 03> Diant.



151.3x49.2x16.8

**SYL-1277**


Ducato Cargo 03> Diant.



169.2x61.8x19.2

**SYL-1325**

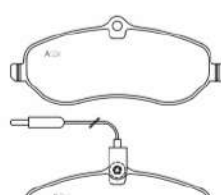
Tempra SW 95>97 / Tempra 8V 92>95 / Tempra 16V 93>94 / Tipo 2.0 8V 94>97 Diant.



**SYL-1337**

Ducato 100 2.2, 120 2.3 Multijet, 160 3.0 Multijet 06> Diant. Sist. Brembo

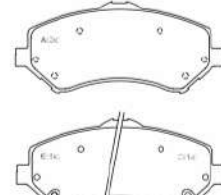
**FIAT**



162.0x66.5x18.9

**SYL-1339**

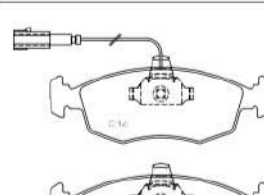
Scudo 1.6D Multijet, 2.0D Multijet 07> Diant. Sist. TRW



146.6x63.6x17.5

**SYL-1380**

Freemont Emotion 2.4 16V, Precision 2.4 16V 11>12 Diant. Sist. Bosch



151.3x52.5x16.5

**SYL-2130**

Stilo 1.8 Sporting 8V 07>05/10 / Stilo Dualogic 1.8 SP 8V, Stilo Dualogic 1.8 Blackmotion 8V, Stilo Dualogic 1.8 Attractive 08/09>05/10 Diant. Sist. Teves



95.5x44.0x16.5

**SYL-2180**

Linea 1.4, 1.9 08> / 500 Lounge 1.4 16V Mec., Sport 1.4 16V Mec., Lounge 1.4 16V Dualogic, Sport 1.4 16V Dualogic 09> / Bravo 11> / Punto 1.4 T-Jet 09> Tras. Sist. Lucas/Girling



151.5x47.3x16.8

**SYL-2181**

Novo Uno Way 1.0 e 1.4 Evo, Vivace 1.0 Evo, Attractive 1.4 Evo 10> / Novo Palio 1.0 e 1.4 Evo 12> / Grand Siena Attractive 1.4 8V, Tetrafuel 1.4 8V 12> / Moby 1.0 16> Diant. Sist. Teves

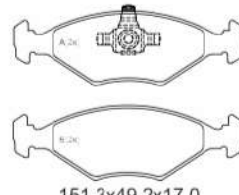


151.3x49.2x16.8

**SYL-2182**

Ducato 100 2.2, 120 2.3 Multijet, 160 3.0 Multijet 06> Diant. Sist. Brembo

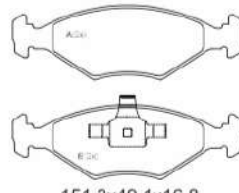
**FIAT**



151.3x49.2x17.0

**SYL-2183**

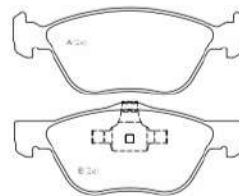
Uno Mille ELX, EP, Fire 10/09> Diant. Sist. Teves



151.3x49.1x16.8

**SYL-2184**

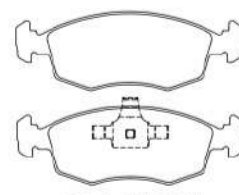
Palio ELX 1.4, Weekend ELX 1.4, 1.0 8V, 1.0 16V, Weekend 1.5 8V, Weekend 1.6 8V / Siena ELX 1.4, Tetrafuel 1.4 mpi 10/09> Diant. Sist. Teves



156.3x58.9x18.0 (A)  
155.1x61.6x18.0 (B)

**SYL-2185**

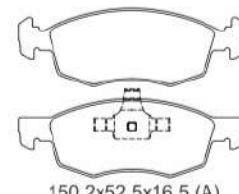
Linea 1.4, 1.9 / Palio e Strada Adventure Locker / Punto 1.4 T-Jet / Doblò e Idea Adventure 1.8 04/10> Bravo 1.4 T-Jet 12> Diant. Sist. Teves



151.3x52.5x16.5

**SYL-2186**

Idea 1.4 e 1.8 8V / Strada 1.8 / Palio Weekend 1.6 16V, 1.8 8V / Siena 1.6 16 e 8V / Palio 1.6 16V, Weekend 1.3, Adventure 1.8 / Punto 1.4 flex 8V, 1.8 flex 8V 07/09> / Novo Palio Essence 1.6 16V, Essence Dualogic 1.6 16V, Sporting 1.6 16V, Sporting Dualogic 1.6 16V 12> / Grand Siena Essence 1.6 16V, Essence Dualogic 1.6 16V 12> Diant. Sist. Teves



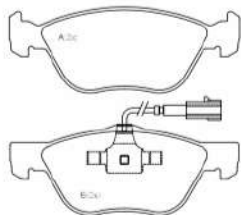
150.2x52.5x16.5 (A)  
151.3x52.5x16.5 (B)

**SYL-2187**

Doblò 1.3 16V Cargo, 1.3 16V EX Passag., 1.6 16V Cargo, 1.6 16V ELX Passageiro, 1.8 Cargo, 1.8 Passageiro 07/09> / Novo Fiorino 1.4 14> / Grand Siena 1.6 16V 13> Diant. Sist. Teves



**FIAT**



156.3x58.9x18.0 (A)  
155.1x61.6x18.0 (B)

**SYL-2188**

Bravo Absolute 1.8 16V, Duallogic 1.8 16V / Bravo Essence 1.8 16V, Duallogic 1.8 16V 11>Diant. Sist. Teves



183.2x63.5x17.0

**SYL-2189**

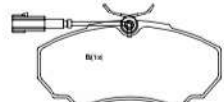
Freemont 2.0, 2.4, 3.6 12>



130.2x54.7x16.6

**SYL-2190**

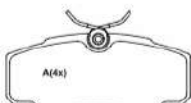
Freemont 2.0, 2.4, 3.6 13> Tras.



140.7x66.0x18.5

**SYL-2191**

Ducato Série 10, 14 01>09 / Ducato Série 10, 11, 14, 15 05> / Ducato Série 11, 15 02>04 Diant.

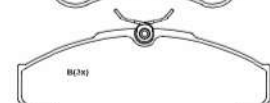
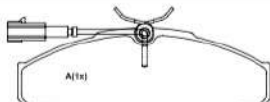


109.6x49.9x18.0

**SYL-2192**

Ducato Série 10, 14 01>09 / Ducato Série 10, 11, 14, 15 05> / Ducato Série 11, 15 02>04 / Ducato Série 18 - 2.3 JTD, Maxi Cargo, 18 - 2.8 JTD Maxi Cargo 01>04 / Ducato Série 18 - 2.3 JTD Maxi Cargo, 18 - 2.8 JTD Maxi Cargo 05> Tras.

**FIAT**



164.8x68.9x18.3

**SYL-2193**

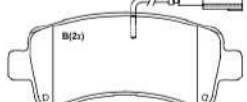
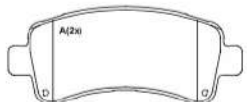
Ducato Multi 10> / Ducato Série 18 - 2.3 JTD Maxi Cargo, 18 - 2.8 JTD Maxi Cargo 01> Diant.



169.15x69.25x25.20

**SYL-2194**

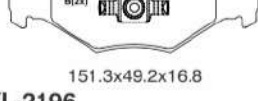
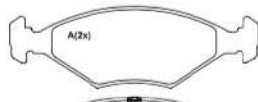
Ducato Cargo Curto, Médio 4P 2.3, Chassi 2P 2.3, Executivo 4P 2.3, Maxicargo 4P 2.3, Minibus, Minibus Confort 4P 2.3, Multi, Maximulti 4P 2.3, VIP Bus 4P 2.3 18> Diant.



141.6x59.4x20.0

**SYL-2195**

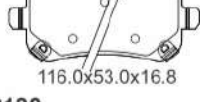
Ducato Cargo Curto, Médio 4P 2.3, Chassi 2P 2.3, Executivo 4P 2.3, Maxicargo 4P 2.3, Minibus, Minibus Confort 4P 2.3, Multi, Maximulti 4P 2.3, VIP Bus 4P 2.3 18> Tras.



151.3x49.2x16.8

**SYL-2196**

Mobi 1.0 16> Diant. Sist. Teves

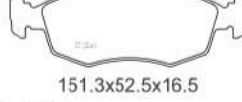
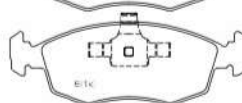
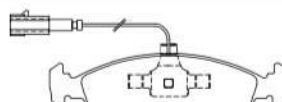


116.0x53.0x16.8

**SYL-3130**

Freemont Emotion 2.4 16V, Precision 2.4 16V 11>12 Tras. Sist. TRW

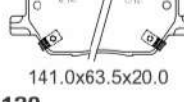
**FIAT**



151.3x52.5x16.5

**SYL-4212**

Stilo Sporting 8V, Duallogic 1.8 AtrACTIVE, Duallogic 1.8 SP 8V, Duallogic 1.8 Blackmotion 8V 06/10> Diant. Sist. Teves

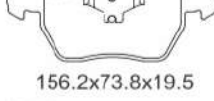
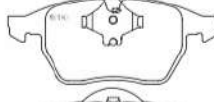


141.0x63.5x20.0

**SYL-6120**

Toro 1.8 16V, 2.0 16V 16> Diant.

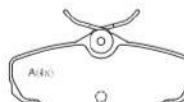
**FORD**



156.2x73.8x19.5

**SYL-1054**

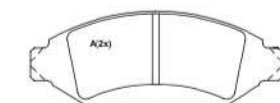
Galaxi Tdi CLX 1.9, 2.0, 2.3 16V, 2.8 V6 GLX 95> Diant. Sist. Teves



94.6x41.6x15.0

**SYL-1082**

Taurus 01/94>12/02 Tras. Sist. Varga



157.5x58.4x16.0

182.9x64.0x13.4

**SYL-1085**

F100, F1000 82>86 / A1000 79>94 / F2000 80>85 / E100, E150, F250 Super Duty 73>85 / F1000 Turbo 90>94 Diant. Sist. Bendix

**FORD**



103.7x58.2x15.4

**SYL-1091**

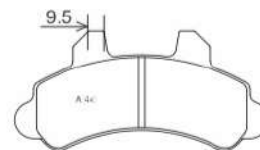
Del Rey 84>91 / Pampa 4x2 84>97 / Pampa 4x4 84>95 / Scala 84>88 Diant. Sist. Varga



104.1x58.3x15.4

**SYL-1092**

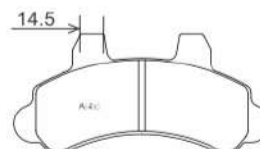
Del Rey 84>91 / Pampa 4X2 84>97 / Pampa 4X4 84>95 / Scala 84>88 Diant. Sist. Varga



163.8x77.0x16.5

**SYL-1093**

F-1000 4x4 93>07/94 Diant. Sist. Bendix



163.8x77.0x16.5

**SYL-1099**

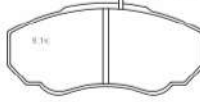
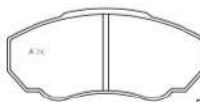
F-1000 4x4, F-1000 Turbo 08/94> Diant. Sist. Bendix



130.8x60.4x17.6

**SYL-1145**

Escort 1.6, 1.8 93>96 / Verona 1.6, 1.8 95>96 Diant. Sist. Bendix



140.7x66.1x18.5

**SYL-1151**

Pick-Up F-250, F-350 98> Diant.



**FORD**



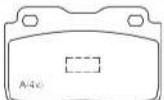
148.9x60.3x18.0

**SYL-1158**  
Mondeo (mod. novo) 02> Diant. Sist. Bosch



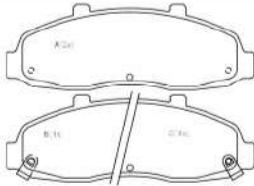
108.8x49.0x14.6

**SYL-1183**  
Belina 69>77 / Belina II 78>86 / Corcel II 78>86 / Pampa 4x2 81>83 Diant. Sist. Bendix



89.6x57.5x15.5

**SYL-1184**  
Belina 4X4 84>91 / Del Rey 81>83 / Pampa 4X2 81>83 / Scala 81>83 Diant. Sist. Teves



166.0x57.3x16.5

**SYL-1211**  
F 150 Pick-Up 96>04 Diant. Sist. Wagner



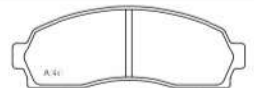
156.3x67.0x18.0 (A)  
155.2x62.5x18.0 (B)

**SYL-1212**  
Focus 1.8 2.0 08>08/09 Diant. Sist. Fomoco



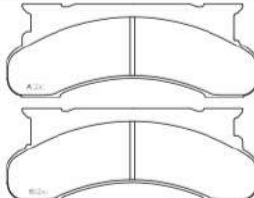
109.8x42.2x14.5

**SYL-1213**  
Fusion 06> Tras. Sist. Fomoco



154.0x53.7x17.4

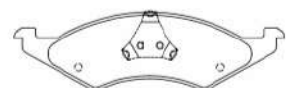
**SYL-1214**  
Explorer 4.0 V6, 4.8 V8 01>05 / Ranger 4x2 07> Diant. Sist. Akebono



192.0x70.0x17.0

**SYL-1215**  
E 250 3/4 Ton 90>91, E 350 Van, Wagon 89>91, F 250 / F 350 90>94 Diant. Sist. Ford

**FORD**



188.0x54.6x15.7

**SYL-1216**  
Taurus 3.0i, GL / L / LX 86>93 Diant. Sist. Kelsey Hayes



136.7x58.0x17.5

**SYL-1217**  
Fusion 06> Diant. Sist. Fomoco



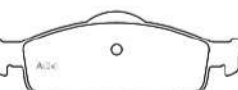
168.5x64.0x18.5

**SYL-1218**  
Transit Aro 15" 00>06 Diant. Sist. Bosch



168.5x65.4x18.5

**SYL-1219**  
Transit Aro 16" 00>06 Diant. Sist. Bosch



155.1x58.3x18.0

**SYL-1220**  
Mondeo 1.6, 1.8, 93> / Mondeo 2.0 94> / Mondeo 2.5 V6 24V 97> / Scorpio 2.0, 2.4, 2.5 92> Diant. Sist. Teves

**FORD**



155.1x58.3x18.0

**SYL-1221**  
Mondeo 1.6, 1.8, 93> / Mondeo 2.0 94> / Mondeo 2.5 V6 24V 97> / Scorpio 2.0, 2.4, 2.5 92> Diant. Sist. Teves



193.1x63.8x17.5

**SYL-1222**  
Ford Pick-up F250, F350 (Diant.), F4000 (Diant./Tras.) 98> Sist. Akebono



151.2x46.4x17.5

**SYL-1223**  
Escort 83>93 / Escort Hobby 1.0 92>95 / Verona L 90>92 Diant. Sist. Teves



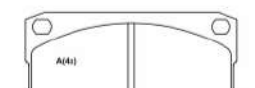
151.5x46.4x17.5

**SYL-1224**  
Escort Ghia, XR3 87>92 / Verona GLX 90>92 (1 conector) Diant. Sist. Teves



151.5x46.4x17.5

**SYL-1225**  
Escort Ghia, XR3 83>96 (2 conectores) Diant. Sist. Teves



139.3x75.5x18.3

**SYL-1226**  
F4000 (Diant) 85>98 / F4000 Turbo (Diant/Tras) 96>98 Sist. Varga

**FORD**



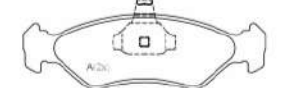
151.2x46.4x17.5

**SYL-1227**  
Escort L, GL 1.6 e 1.8 / Verona 1.8 93>96 Diant. Sist. Teves



151.3x52.5x16.5

**SYL-1228**  
Escort XR3 93>95 / Verona 2.0i 93>97 Diant. Sist. Teves



141.3x44.3x16.1

**SYL-1229**  
Ka 1.0, 1.3 97>04/09 / Fiesta Novo 1.0 02>04/09 / Fiesta Nacional 1.0, 1.3 95>04/09 Diant. Sist. Teves



151.2x47.2x17.5

**SYL-1230**  
Fiesta 1.4 16V, Courier 1.3, 1.4 16V 97>02/09 / Courier 1.6 99>02/09 / Fiesta e Ka 1.6 01>02/09 Diant. Sist. Teves



153.8x56.6x16.0

**SYL-1231**  
Ranger / Explorer 95> Diant. Sist. Bosch

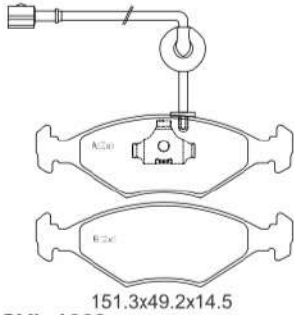


131.5x57.5x17.6

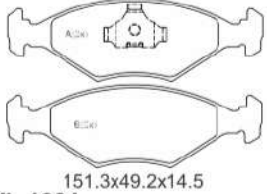
**SYL-1232**  
Escort 1.8 16V, 1.8 16V SW 97> / Verona, Escort 1.8, 1.6 94>96 Diant. Sist. Bosch



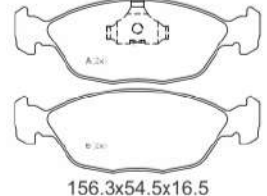
**FORD**



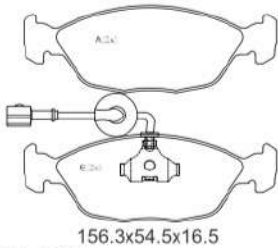
**SYL-1233**  
Versailles e Royale GL, GLS  
93>94 Diant. Sist. Teves



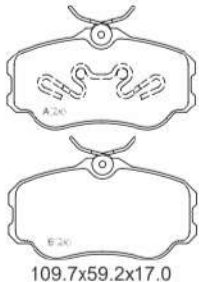
**SYL-1234**  
Versailles / Royale 90>94  
Diant. Sist. Teves



**SYL-1235**  
Versailles e Royale 94>96  
Diant. Sist. Teves



**SYL-1236**  
Versailles e Royale 94>96  
(1conector) Diant. Sist. Teves



**SYL-1237**  
Versailles / Royale 94>96  
Diant. Sist. Varga

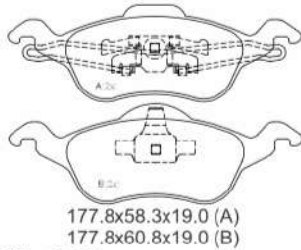


**SYL-1238**  
Escort XR3 93>95 / Verona 2.0i  
93>97 Tras. Sist. Teves



**SYL-1239**  
F250 XLT 98> Tras. Sist. Akebono

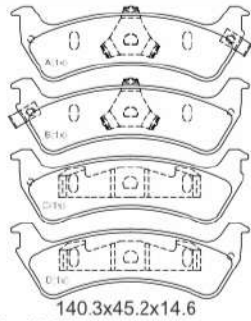
**FORD**



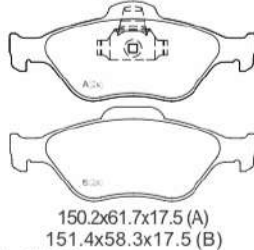
**SYL-1240**  
Focus 1.4, 1.6, 1.8, 2.0 98> Diant.  
Sist. Teves



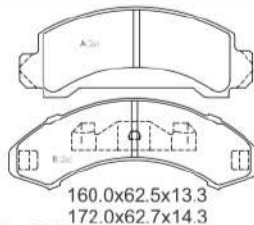
**SYL-1241**  
Focus 1.4, 1.6, 1.8, 2.0 98> Tras.  
Sist. Girling



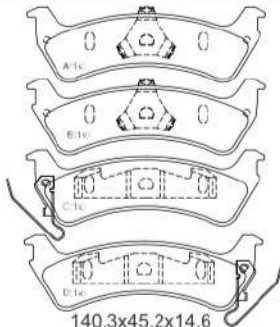
**SYL-1242**  
Explorer 4.0i V6, 4.9i V6 04/95>  
Tras. Sist. Wagner



**SYL-1243**  
Fiesta 1.6 Novo c/ABS 02>02/09 /  
EcoSport 1.6, 2.0, 1.0  
Supercharger, 1.4 Diesel 03>02/  
09 Diant. Sist. Teves



**SYL-1244**  
Explorer 4.0i V6 93>03/95 / Ranger  
2.3, 3.0, 4.0 10/90>12/94 Diant. Sist. Wagner

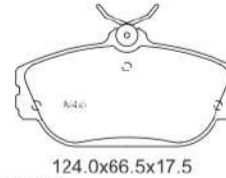


**SYL-1245**  
Windstar 3.8i V6 09/93> Tras. Sist.  
Girling

**FORD**



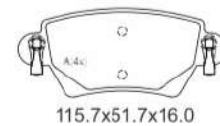
**SYL-1246**  
Cougar 2.0i 16V, 2.5i V6 09/98> /  
Mondeo Todos (sem conector)  
93>00 Tras. Sist. Bendix



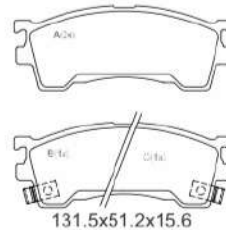
**SYL-1247**  
Taurus Todos 94>00 Diant. Sist.  
Girling



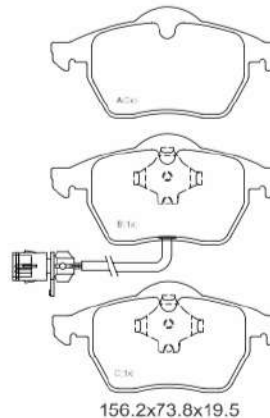
**SYL-1248**  
Mustang Todos 95> Tras. Sist. Varga



**SYL-1249**  
Mondeo 1.8, 2.0, 2.5 V6 00> Tras.  
Sist. Bosch

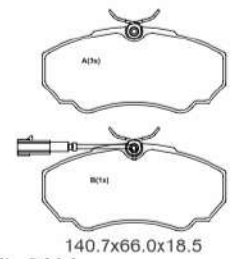


**SYL-1285**  
Probe 2.0i, 2.5i 24V 93> Diant. Sist.  
Sumitomo

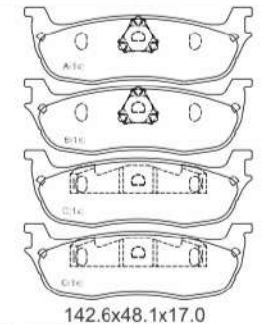


**SYL-2042**  
Galaxi Mk II 2.0i CLX 00>05 / Galaxi  
Mk II 2.3 16V 01>05 / Galaxi Mk 1.9  
Tdi CLX 00>05 Diant. Sist. Teves

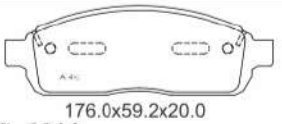
**FORD**



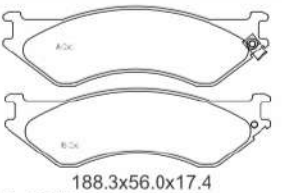
**SYL-2191**  
Pick-Up F-350, F-250 1998> Diant.



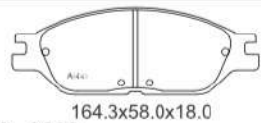
**SYL-2211**  
Expedition (Americana) 97>98 / F  
150 (Americana) 98>98 / F 250  
(Americana) 97>97 Tras.



**SYL-2214**  
F150 FX4 05>07 Diant.



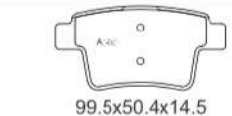
**SYL-2219**  
Expedition (Americana) (eixo diant.)  
97>02 / F-150 (Americana) (eixo  
diant.) 00>04 / F-250 (Americana)  
(eixo diant.) 97>99 Diant. Sist.  
Kelsey Hayes



**SYL-2220**  
Windstar 99>03 Diant.



**SYL-2221**  
Crown Victoria 98>02 Diant.



**SYL-2226**  
Mondeo III 1.8i 16V, 1.8i Sci, 2.0i 16V,  
2.5 V6 24V, 3.0 ST 220, 3.0 V6 24V  
05> Tras. Sist. Bosch



**SYL-2227**  
Mustang 09/93>00 Diant. Sist. Bendix


**FORD**



138.9x57.9x18.2

**SYL-2228**

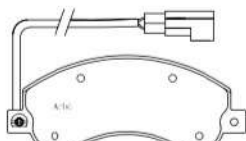
Edge 3.5L V6 08> Diant.



110.5x46.3x17.0

**SYL-2229**

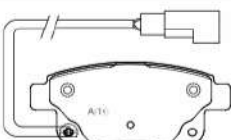
Edge 3.5L V6 08> Tras. Sist. Akebono



165.0x66.5x18.0

**SYL-2231**

Transit Furgão 3550 2.4, 3330 2.4 06> Diant. Sist. Knorr Bremse



122.9x53.4x16.5

**SYL-2232**

Transit Van 3550 2.4 / Transit Van Furgão 3330 2.4, 3550 2.4 06> Tras. Sist. Knorr Bremse



162.6x54.2x17.0

**SYL-2233**

Mustang GT V8 06>07 Diant.



122.8x51.7x16.4

**SYL-2234**

Focus 1.6 16V, 2.0 16V, Sedan 2.0 16V, 1.6 8V, Guida Sedan 2.0 16V, Ghia Hatch 2.0 16V 05> Tras. Sist. Teves

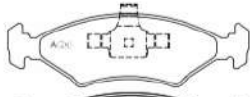


125.6x51.4x16.5

**SYL-2235**

New Fiesta 1.6L 16V 10> Diant. Sist. Lucas/Girling

**FORD**



151.3x46.4x17.5

**SYL-2237**

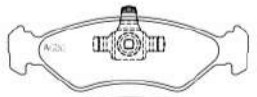
Courier 1.6 / Fiesta 1.0 SOCH Supercharger S/ABS, 1.6 SOCH (novo) S/ABS 06/09> Diant. Sist. Teves



151.4x58.3x17.5 (A)  
150.2x61.7x17.5 (B)

**SYL-2238**

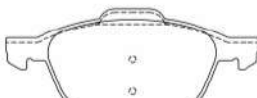
Ecosport 1.0 Supercharger, 1.4 D, 1.6, 2.0 / Fiesta 1.0 SOCH Supercharger C/ABS, 1.4 D C/ABS, 1.6 SOCH (novo) C/ABS 04/09 Diant. Sist. Teves



141.3x44.3x16.1

**SYL-2239**

Fiesta, Ka 1.0, Novo Fiesta 1.0 05/09> Diant. Sist. Teves



156.3x67.0x18.0  
155.2x62.5x18.0

**SYL 2240**

EcoSport Automático 2.0 / Focus (Todos) 09/09> Novo Ecosport 1.6L Sigma 16V, 2.0L Duratec 16V, 2.0L 4WD 16V 13> Diant. Sist. Teves



183.7x60.4x15.0

**SYL-3219**

Mustang 99>05 Diant.



116.5x49.6x18.0

**SYL-3249**

Edge 3.5L V6 11> Tras.

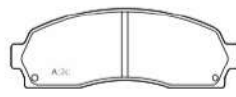
**FORD**



95.1x43.1x15.7

**SYL-3280**

Mondeo 1.6 Ti 16V, 2.0 16V 07> Tras. Sist. TRW



154.0x53.7x17.4

**SYL-3285**

Explorer Sport Track 01>05 Diant.



194.1x68.3x16.0

**SYL-4213**

Nova Ranger 2.5 16V, 3.2 20V 13> Diant. Sist. Fomoco



155.2x76.0x19.0 (A)  
155.2x66.3x19.0 (B)

**SYL-4214**

Novo Fusion 13> Diant. Sist. Fomoco



123.1x48.3x15.0 (A)  
123.1x53.2x15.0 (B)

**SYL-4215**

Novo Fusion 13> Tras. Sist. Fomoco

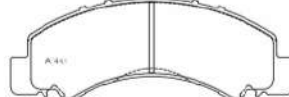


125.6x51.4x16.5

**SYL-4217**

Novo Ka 1.0, 1.5 14> Diant. Sist. Lucas/Girling

**FOTON**

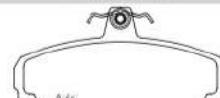


178.0x67.4x21.0

**SYL-1660**

Aumark 1039 13> Diant.

**GAZELLE**

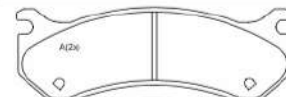


129.8x72.0x17.5

**SYL-1450**

Volga 3110 01/96 Diant. Sist. FMSI

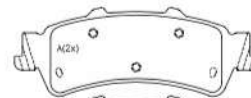
**GMC**



177.0x58.2x18.0

**SYL-1115**

Safari (eixo diant.) 03>05 / Savana 1500 (eixo diant.) 03> / Savana 2500 (eixo diant.) 03>05 / Sierra 1500 (eixo diant.) 99>07 / Sierra 2500 HD (eixo diant.) 01>06 / Sierra 1500 (eixo tras.) 00>03 / Sierra 1500 HD (eixo tras.) 01>07 / Sierra 2500 (eixo tras.) 99>04 / Sierra 2500 HD (eixo tras.) 01>06 / Sierra 3500 (eixo tras.) 04>07 / Sierra 3500 HD (eixo tras.) 07> / Sierra C3 (eixo diant.) 01>01 / Sierra Denali (eixo diant.) 02>06 / Sierra Denali (eixo tras.) 04>05 / Yukon (eixo diant.) XL 1500 (eixo diant.) 00>06 / Yukon XL 2500 (eixo tras.) 00>



142.2x51.9x17.1

**SYL-2080**

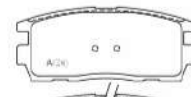
Safari 03>05 Tras.



216.0x66.6x18.2

**SYL-2086**

Savana 2500, 3500 03> / Sierra 1500 00>03 / Sierra 1500 HD, 3500 01>07 / Sierra 2500 99>04 / Sierra 2500 HD 01>04 / Sierra 3500 HD 07> / Yukon XL 2500 00> Diant.



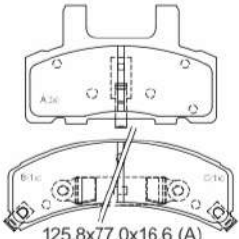
110.7x45.9x15.5

**SYL-2091**

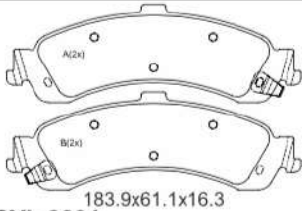
Terrain 10> Tras.



**GMC**



**SYL-2123**  
Sierra 1500 01/99> Diant. Sist. Bendix



**SYL-3094**  
Sierra 1500 03>06 / Yukon XL 1500 00>06 Tras.

**GURGEL**



**SYL-1401**  
X12L, TR, M, CA e XEF 81>92 Diant. Sist. Teves



**SYL-1402**  
BR-800 Supermini 88>92 Diant. Sist. Teves



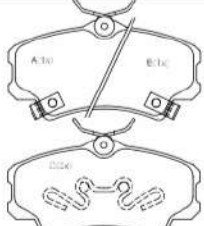
**SYL-1404**  
Tocantins / Carajás - Todos Diant. Sist. Teves

**HAFEI**



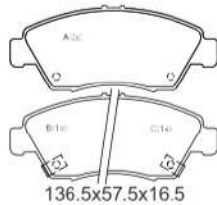
**SYL-1610**  
Towner Jr. Pick-Up 1.0 8V, Baú 1.0 8V 09> Diant.

**HONDA**

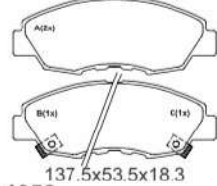


**SYL-1250**  
Civic (Brasil) 1.6 16V EX, LX 98>00 / Civic (Brasil) 1.7 16V EX, LX 00> Diant. Sist. Sumitomo

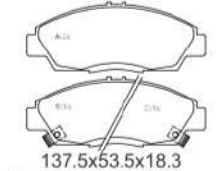
**HONDA**



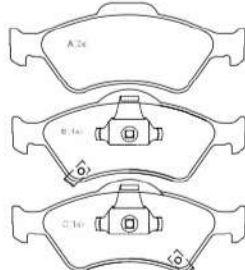
**SYL-1251**  
Civic 1.6i 16V VTEC Coupe, 1.6i, 16V VTI 91>97 / Civic 1.5i 16V, 1.6i 16V, 1.6i Coupe, 1.6i VTI 95>/ CRX 1.6i, CRX 16V Esi, 1.6i CRX 16V VTI 92> Diant. Sist. Sumitomo



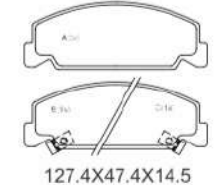
**SYL-1252**  
Accord EX 2.0 CB 89>93 / Accord 1.8i 16V 93>98 (aro 14") Diant. Sist. Akebono



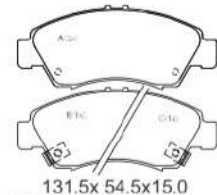
**SYL-1253**  
Accord 2.0, 2.3, Aerodeck 2.0 Aro 14" 89> Prelude Aro 14" 92> Diant. Sist. Akebono



**SYL-1254**  
Fit 1.4i LX, MT, AT 03>Diant. Sist. Teves

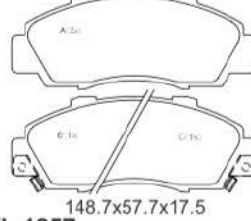


**SYL-1255**  
Civic 1.4i 16V Shuttle, 1.5i, 1.6i 16V Shuttle, 1.6i 16V Coupe 89>92 Diant. Sist. Akebono

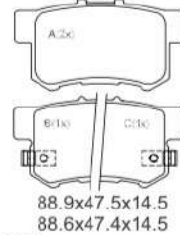


**SYL-1256**  
Fit 1.4i LX, MT, AT 03> / Civic 1.3i, 16V, 1.4i, 1.4i 16V, 1.5i 16V LS, 1.5i 16V VTEC 93>96 / 1.4i 96>00 / CRX 1.6i 16V ESI 01/92> / Jazz 1.2i 03/02> / Logo 1.3i 99> Diant. Sist. Akebono

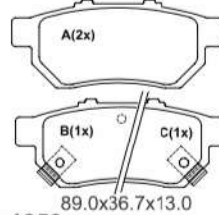
**HONDA**



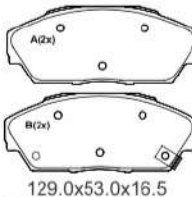
**SYL-1257**  
Accord 1.8i 16V, 2.0i (ABS), 2.2i 16V 89>98 / 2.3 93>95 / CR-V 2.0 10/95> 06/02 / Legend 2.7i V6 24V, 3.2i V6, 3.5i V6 91> / NSX 3.0, 3.2, 3.5 92> / Prelude 2.2i VTEC 4WD 93> / Shuttle 2.2i 16V 2.3i 16V 94> Diant. Sist. Akebono



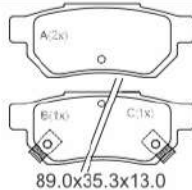
**SYL-1258**  
Accord Todos 93>98 / Civic 1.4i, 1.4iS, 1.6i, 1.7i, 1.7i VTEC, 2.0 Type R 02/01> / Integra 1.8 Type R 98>01 / Legend Todos 87> / NSX 3.0, 3.2, 3.5 92> / Prelude 2.0i 16V, 2.2 VTEC 4X4 93> / S2000 2.0 06/99> / Shuttle 2.2i, 2.3i 94> / Stream Todos 06/01> Tras. Sist. Akebono



**SYL-1259**  
Civic 1.4i 16V, 1.6i 16V LS, 1.8i 16V, 2.0 TD (ABS) 96>00 CRX 1.6i, VTEC/Ti, 1.6i 16V Esi (ABS) 92> Integra/R 16i 16V DOHC 86> Tras. Sist. Akebono

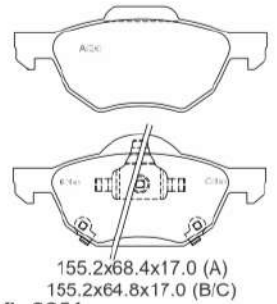


**SYL-1690**  
Legend 2.7 01/87>08/91 / Prelude III (BA) 2.0 EX (BA4) 04/87>01/92 Diant.

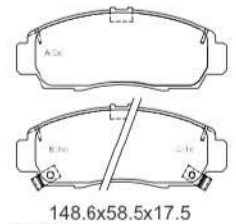


**SYL-2250**  
Civic 1.6 16V VTEC 90>92 1.6i Coupè 89>92 / 1.5 VE VTEC, 1.6i 16V ES/LS Coupè, 1.6i 16V VT / VTEC 92>96 / Concerto 1.5, 1.6 89>95 / CRX 1.6i 16V, 1.6i VTEC 87>91 / Prelude 2.0 EX, 2.0i 16V / DOHC 90>92 / City Sedan EX 1.5 16V Aut. e Mec., ELX 1.5 16V Aut. e Mec. 09> Tras. Sist. Akebono

**HONDA**



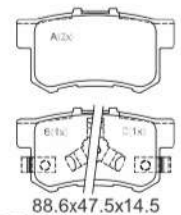
**SYL-2251**  
Accord VIII 2.0i VTEC, 2.2i CDTi, 2.4i VTEC 03> Diant. Sist. Akebono



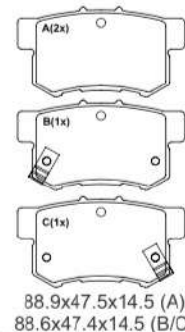
**SYL-2252**  
Accord EX, EXN6, LX 08> Civic 1.8 GX (Americano) 06> Diant. Sist. Sumitomo



**SYL-2253**  
CRV EX Autom. 5M, EX Autom. 6M, EXSAB Autom., EXSAB Autom. 6M 07> / CRV EXL Semi-Autom., EXL SCN Semi-Autom., LX Semi-Autom., LX PZW Semi-Autom. 08> Diant. Sist. Sumitomo

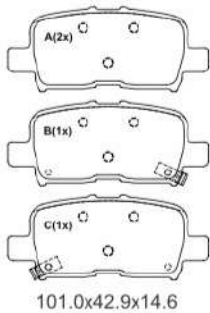


**SYL-2254**  
CRV ELX, ELX SCV, LX, LX PZW 08> Tras. Sist. Akebono



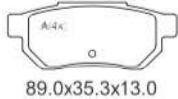
**SYL-2255**  
CRV 2.0 16V 03> / Civic SI 05> / Accord EX 02> Tras. Sist. Akebono

**HONDA**



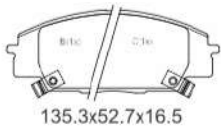
101.0x42.9x14.6

**SYL-2256**  
Odyssey 02>04 / Pilot 03>07 Tras.



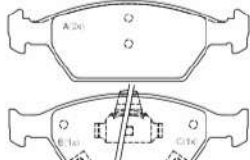
89.0x35.3x13.0

**SYL-2259**  
Accord III 2.0 EX ABS 87>89 Tras.  
Sist. Akebono



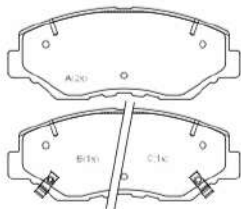
135.3x52.7x16.5

**SYL-3250**  
Civic Sedan SI 2.0 16V 07> Diant.  
Sist. Akebono



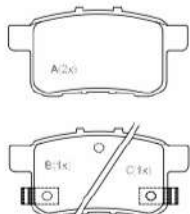
151.5x51.5x16.5 (A)  
150.2x51.5x16.5 (B/C)

**SYL-3251**  
New Fit EX, EXL, EXL-A, LX, LXL  
09> / City 1.5 LX, 1.5 EX, 1.5 ELX  
09> Diant. Sist. Teves



141.6x56.6x18.0

**SYL-3252**  
CRV 2.0 16V 05> Diant.



93.5x46.5x15.3

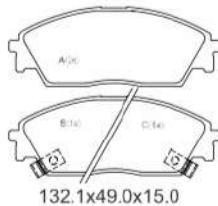
**SYL-3253**  
Accord 3.5 V6 24V 08> Tras.

**HONDA**



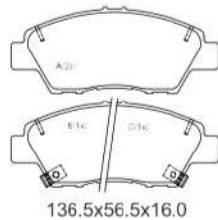
87.6x53.3x15.3

**SYL-4250**  
Accord 1.6i 16V 99>03 / Accord  
1.8 16V, 2.0 16V, 2.0 TD, 2.3i  
98>03 / Accord 2.2 16V R 99> /  
Accord Berlina 2.0i VTEC, 2.2  
CDTi, 2.4 VTEC 03> Tras. Sist.  
Lucas/Girling



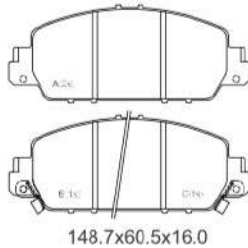
132.1x49.0x15.0

**SYL-4252**  
Civic IV 1.5 i 16V, 1.5 i CRX, 1.5 i  
DX 88>91 / Civic IV 1.6 i 16V  
87>91 / Civic 1.4 L 87>89 / CRX II  
1.4 GL 16V 90>91 / CRX II 1.6 i  
16V 87> 92 / Prelude III 2.0 i EX  
16V 87>92 Diant. Sist. Akebono



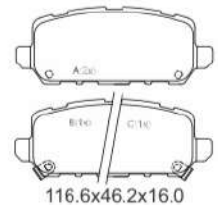
136.5x56.5x16.0

**SYL-4253**  
Novo Fit 1.5 14> Diant.



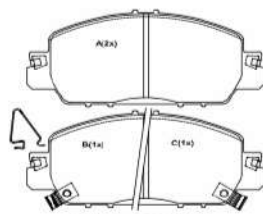
148.7x60.5x16.0

**SYL-4254**  
Accord 13> Diant.



116.6x46.2x16.0

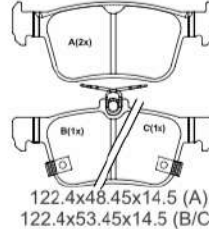
**SYL-4255**  
HR-V 1.8 15> / Accord 13> Tras.



148.7x60.5x17.0

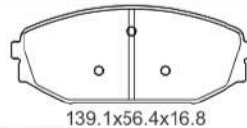
**SYL-4256**  
Civic EX 2.0 16V, ELX 2.0 16V, Sport 2.0  
16V, Touring 1.5 16V 17> Diant.

**HONDA**



122.4x48.45x14.5 (A)  
122.4x53.45x14.5 (B/C)

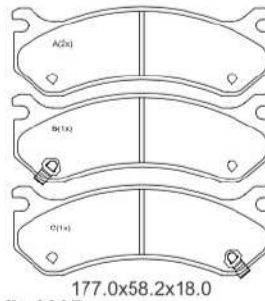
**SYL-4257**  
Civic EX 2.0 16V, ELX 2.0 16V,  
Sport 2.0 16V, Touring 1.5 16V 17>  
Tras.



139.1x56.4x16.8

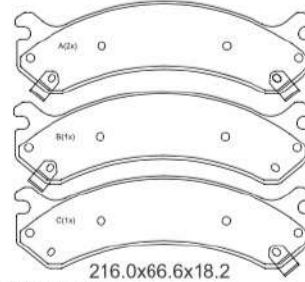
**SYL-5250**  
Odyssey 99>04 Diant.

**HUMMER**



177.0x58.2x18.0

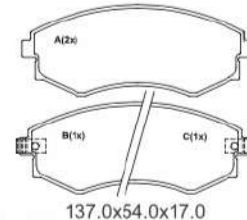
**SYL-1115**  
H2 V8 6.0L F/Inj. (import., eixo diant.)  
03> 04/08 / H2 V8 6.2L F/Inj. (import.,  
eixo diant.) 08> / H2 SUT V8 6.2L F/  
Inj. (import., eixo diant.) 08> / H2 (eixo  
tras.) 03>06



216.0x66.6x18.2

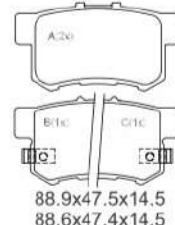
**SYL-2086**  
H2 03>06 Diant.

**HYUNDAI**



137.0x54.0x17.0

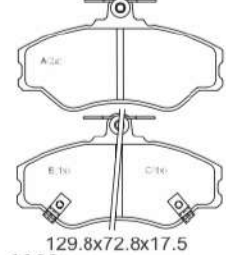
**SYL-1022**  
Elantra GL, GLS, GLSi, Wagon 92>/  
Sonata 2.0i, 2.0i 16V, 3.0i 16V 91>98  
Diant. Sist. Sumitomo



88.9x47.5x14.5  
88.6x47.4x14.5

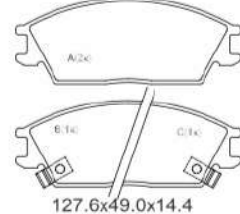
**SYL-1258**  
Accent Todos 94> Tras. Sist. Akebono

**HYUNDAI**



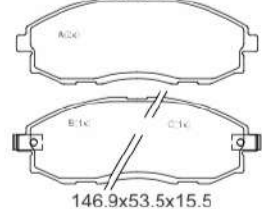
129.8x72.8x17.5

**SYL-1260**  
H-100 93> / H-150, H-200 2.5  
95> Diant. Sist. Sumitomo



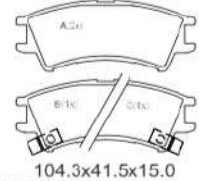
127.6x49.0x14.4

**SYL-1261**  
Accent e Excell L, LS, GLS 93>  
Diant. Sist. Akebono



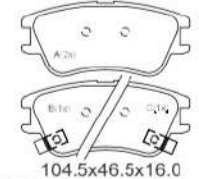
146.9x53.5x15.5

**SYL-1262**  
H1 2.4 bus/ Van 2.5D bus/ Van 97>  
Diant. Sist. Akebono



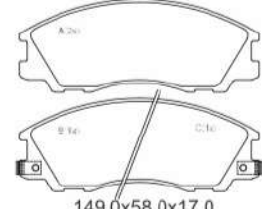
104.3x41.5x15.0

**SYL-1263**  
Amica 1.0 09/99> / Atos 11/97> Atos  
Prime/Spirit 09/99> Diant. Sist. Mando



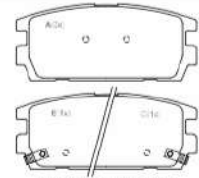
104.5x46.5x16.0

**SYL-1264**  
Atos Prime/Spirit 02> Diant. Sist. Mando



149.0x58.0x17.0

**SYL-2260**  
Terracan 2.5 Tci, 2.9 CRDi 01>  
Diant. Sist. Teves

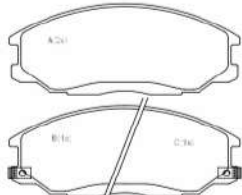


110.6x45.5x15.8

**SYL-2261**  
Terracan 2.5 Tci, 2.9 CRDi 01>  
Tras. Sist. Mando

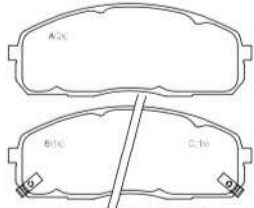


**HYUNDAI**



149.0x58.0x16.5

**SYL-2262**  
Santa Fé 2.0 CRDi 01> H1 2.5 Tci, 2.5 CRDi SVX 10/97> Diant. Sist. Akebono



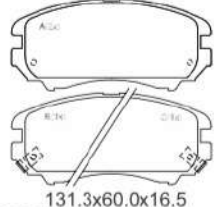
154.0x58.2x17.0

**SYL-2263**  
2.5 HR TCI HD, 2.5 TCI LD 06> Diant. Sist. Akebono



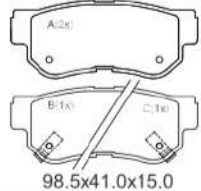
156.4x60.6x17.0

**SYL-2264**  
Santa Fé 2.7 V6 4x4 03/06>09 / Genesis 3.8 V6 08> Diant. Sist. Mando



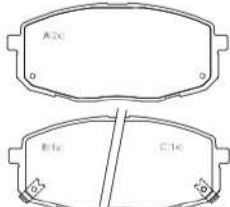
131.3x60.0x16.5

**SYL-2274**  
Tucson 2.0 16V, 2.7 24V 08/04> / Sonata GLS 2.0, V6 2.7 10/01> Diant. Sist. Mando



98.5x41.0x15.0

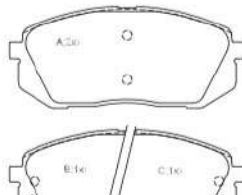
**SYL-2276**  
Sonata GLS 2.0 V6 2.7 10/01> / Azera 3.3 V6 Autom. 06>11 / Santa Fé 2.0 CRDi, 2.0 CRDi 4X4, 2.4, 2.4 4X4, 2.7, 2.7 V6, 2.7 V6 4X4 02/01>06 / Tucson 2.0 16V, 2.7 24V 08/04> Tras. Sist. Mando



130.0x58.0x17.0

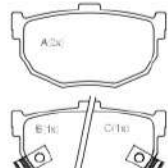
**SYL-2374**  
i30 2.0 16V Autom. 09>12 Diant. Sist. Mando

**HYUNDAI**



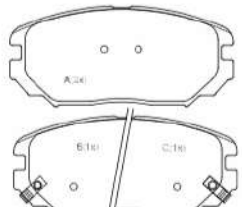
137.8x61.0x16.5

**SYL-2376**  
ix35 2.0 16V 10> Diant. Sist. Mando



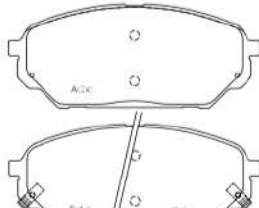
85.3x46.4x14.0

**SYL-2378**  
Elantra 94>06 / Tiburon 97> Tras.



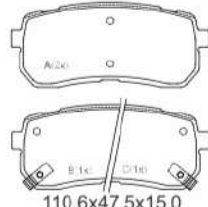
131.3x59.9x17.5

**SYL-3260**  
Azera 3.3 V6 07> / Sonata 3.3 V6, 3.3 Style, Automatic 6 Cyl 06> Diant. Sist. Mando



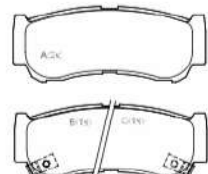
155.0x64.5x17.0

**SYL-3261**  
Vera Cruz 3.8 V6 07> / Carnival III / Sedona 2.7 V6 06> Diant. Sist. Mando



110.6x47.5x15.0

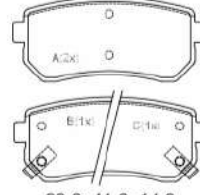
**SYL-3262**  
Vera Cruz 3.8 V6 07> Tras. Sist. Mando



118.5x46.8x15.5

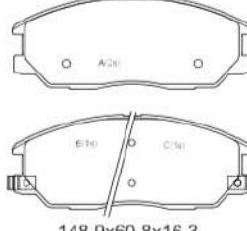
**SYL-3263**  
Santa Fé 2.7 V6 4x4 03/06>09 Tras. Sist. Brembo

**HYUNDAI**



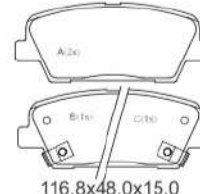
93.0x41.0x14.8

**SYL-3273**  
i30 2.0 16V Autom. 09>12 / ix35 2.0 16V 10> Tras. Sist. Mando



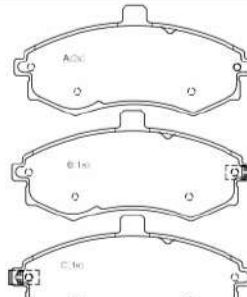
148.9x60.8x16.3

**SYL-3275**  
XG 350 03>05 Diant. Sist. Akebono



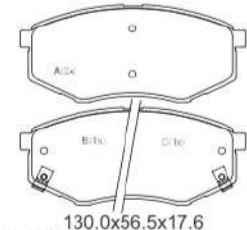
116.8x48.0x15.0

**SYL-3276**  
Santa Fé 2.4 V6 4x4, 2.7 V6 4x4, 3.5 V6 4x4 10> / Santa Fé 3.3 V6 4X4 13> Equus 4.6 V8 12> Tras. Sist. Akebono



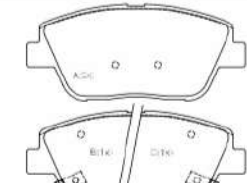
137.1x63.0x18.0

**SYL-4262**  
Matrix 1.5 CDRI, 1.6i, 1.8i 02> / Elantra 1.6i, 2.0i 01>03 Diant. Sist. Akebono



130.0x56.5x17.6

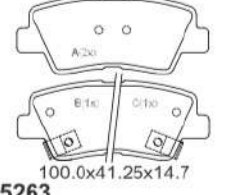
**SYL-5260**  
ix35 2.0 16V / Sonata 2.4 16V 11> Diant. Sist. Importado



132.8x59.1x17.5

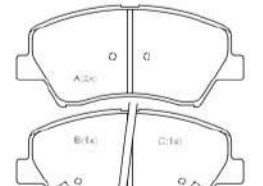
**SYL-5262**  
Azera 12> Diant.

**HYUNDAI**



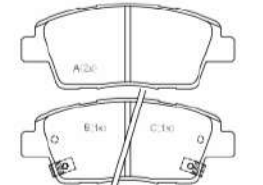
100.0x41.25x14.7

**SYL-5263**  
Azera 3.0 V6 24V / Veloster 1.6 16V / Elantra 1.8 16V 12> / Sonata 2.4 16V 11> / i30 1.6 16V 13> / i30 1.8 16V 14> Tras. Sist. Mando



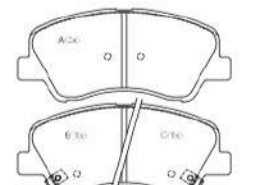
132.9x60.0x17.0

**SYL-5264**  
Elantra 1.8 16V / Veloster 1.6 16V 12> / Santa Fé 3.3 V6 4X4 13> / i30 1.6 16V 13> / i30 1.8 16V 14> Diant. Sist. Mando



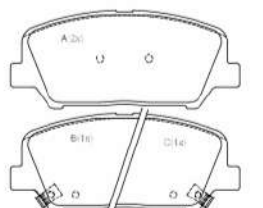
122.8x49.5x16.5

**SYL-6260**  
HB20 1.0 12V 12> Diant. Sist. Mando



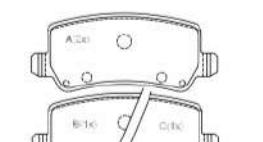
132.8x58.5x17.0

**SYL-6261**  
HB20 1.6 16V 12> Diant. Sist.



140.8x60.5x17.0

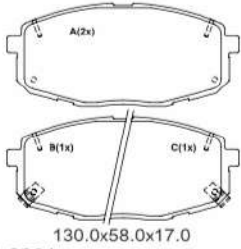
**SYL-6262**  
Azera 12> / Genesis 10>13 Diant. Sist. Mando



106.5x45.0x17.0

**SYL-6263**  
Azera 12> Tras.

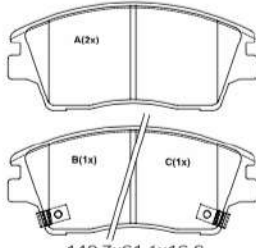
**HYUNDAI**



130.0x58.0x17.0

**SYL-6264**

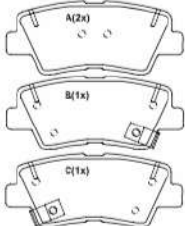
Creta Attitude 1.6 16V Mec. 17> / Creta Prestige 2.0 16V Aut. 17> / Creta Pulse 1.6 16V Aut., 1.6 16V Mec., 2.0 16V Aut. 17> Diant. Sist. Mando



140.7x61.1x16.9

**SYL-7260**

New Tucson GL 1.6 Turbo 16V, GLS 1.6 Turbo 16V 17> / New Tucson Limited 1.6 Turbo 16V 18> / Diant. Sist. Akebono



100.0x41.25x14.7

**SYL-7261**

New Tucson GL 1.6 Turbo 16V, GLS 1.6 Turbo 16V 17> / New Tucson Limited 1.6 Turbo 16V 18> / Tras. Sist. Akebono

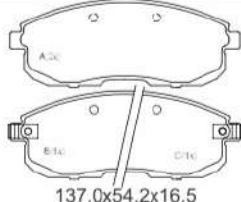
**INFINITI**



158.8x56.0x16.5

**SYL-2176**

Q 45 97>98 / QX 4 97>01 Diant.



137.0x54.2x16.5

**SYL-2177**

G 20 99 Diant.



137.0x54.2x16.5

**SYL-2179**

G 20 02 / G 35 03>06 / I 30 00>01 / I 35 02>04 Diant.

**INFINITI**

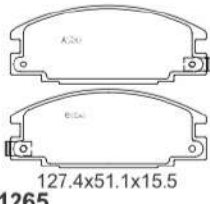


105.5x38.0x14.0

**SYL-3178**

FX 35 03>06 / FX 45 07> / G 35 03>06 Tras.

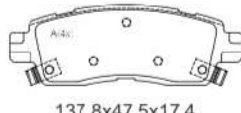
**ISUZU**



127.4x51.1x15.5

**SYL-1265**

Amigo 2.3, 2.6 89> / Brava 2.2 (TFR) 2WD, 2.2D (TFS) 4WD 92> / Campo 2.2D, 2.3i, 2.5D, 3.1TD 88> / Luv 2.3, 2.6 89>93 / Rodeo 2.6i 89>92 / TFR TFS 2.2, 2.3, 2.5 88>88 / Tropper 2.2, 2.6 86>89 / 2.6D, 2.8D 88>93 Diant. Sist. Akebono



137.8x47.5x17.4

**SYL-2093**

Ascender 4.2, 5.3 03/03> Tras.

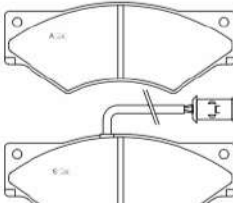
**IVECO**



175.0x85.5x21.2

**SYL-1268**

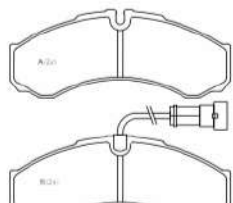
Eurocargo 91> / CityClass 70C16 09> Diant. Sist. Girling



174.5x69.5x20.0

**SYL-1269**

Daily 50.12 2.5, 59.12 2.5 90>08/ 97 Diant. Sist. Perrot

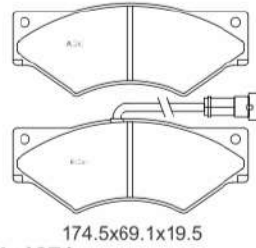


164.5x66.2x19.0

**SYL-1270**

Daily Chassi Cabina 35.10, 49.12, Furgão 35.10, 49.10, 49.12, Van 35.10, 49.10, 49.12 97> Diant./Tras. Sist. Perrot

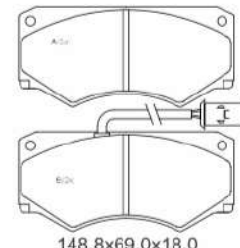
**IVECO**



174.5x69.1x19.5

**SYL-1271**

Daily 50.12, 59.12 2.5 97> Diant. Sist. Perrot



148.8x69.0x18.0

**SYL-1272**

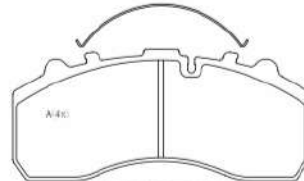
Daily 35.12 Turbo 2.5 01/91>05/96 Daily 45.10, 49.10, 49.12 Turbo 2.5 07/89>05/96 Diant. Sist. Perrot



174.5x85.4x21.2

**SYL-1290**

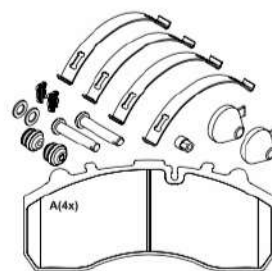
Eurocargo 60, 65 (E12, E14), 70 (E12, E14, E15) 91> Diant. Sist. Varga



247.5x109.5x30.0

**SYL-1300**

Eurocargo 175 E24, E27 / 176 E30, E34 / 179 E24, E27, E30 98> / Eurotech MT 190 E24, E27, E30 (4X2) 97>98 / Eurotech MT 180 E24, E27, E30, E34 (4X2) 92>96 Diant./Tras. Sist. Knorr Bremse

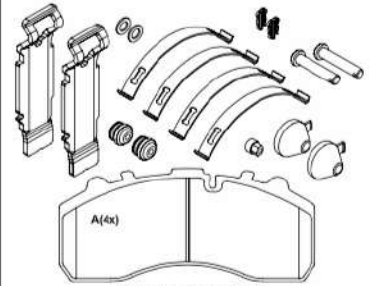


247.5x109.5x30.0

**SYL-1300K**

Eurocargo 175 E24, E27 / 176 E30, E34 / 179 E24, E27, E30 98> / Eurotech MT 190 E24, E27, E30 (4X2) 97>98 / Eurotech MT 180 E24, E27, E30, E34 (4X2) 92>96 Diant./Tras. Sist. Knorr Bremse

**IVECO**



247.5x109.5x30.0

**SYL-1300KC**

Eurocargo 175 E24, E27 / 176 E30, E34 / 179 E24, E27, E30 98> / Eurotech MT 190 E24, E27, E30 (4X2) 97>98 / Eurotech MT 180 E24, E27, E30, E34 (4X2) 92>96 Diant./Tras. Sist. Knorr Bremse



163.1x66.7x18.5

**SYL-2268**

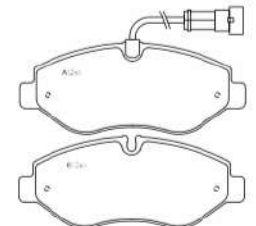
Daily IV 05> Daily 55C 16 Chassi-Cabine/Cabine Dupla, Gran Furgone/Maxi Furgone 07> Daily 45 S 16 3.0 08> Diant. Sist. Brembo



184.2x64.8x22.8

**SYL-2269**

Daily III 65 18V, 65 C18 V/P / Daily III 60 C 18, 60 C 18 V/P / Daily III 60 C 18 K, 60 C 18KK, 60 C 18 DK / Daily III 65 C 15 V, 65 C 15V/P, Daily III 65 C 15, 65 C 15/P, 65 C 15 D, 65 C 15 D/P / Daily III 60 C 15 K, 60 C 15 KK, 60 C 15 DK / CityClass 70C16 09> Tras. Sist. Brembo

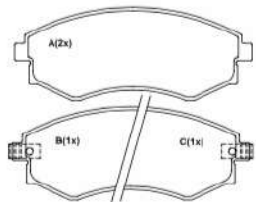


163.1x66.7x18.5

**SYL-2270**

Daily III 29 L 10 2.3, 29 L 12 2.3, 29 L 14 2.3, 35 C 10 - S 10 2.3, 35 C 12 - S 12 2.3, 35 C 14 - S 14 2.3, 40 C 10 2.3 06> / Daily 40 C 12 2.3, 35 C 15 - S 15 2.3, 35 C 18 - S 18 2.3, 40 C 15 2.3, 40 C 18 2.3, 45 C 15 2.3, 45 C 18 2.3, 50 C 15 2.3, 50 C 18 2.3, 60 C 15 2.3, 60 C 18 2.3, 65 C 15 2.3, 65 C 18 2.3 06> / Daily 55 C 16 Chassi-Cabine/Cabine Dupla, Gran Furgone/Maxi Furgone 07> Daily 45 S 16 3.0 08> Diant. Sist. Brembo

**JAC**



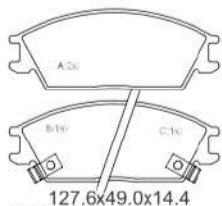
137.0x54.0x17.0

**SYL-1022**

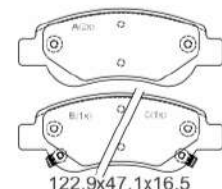
J5 1.5 16V, J6 2.0 16V 11> Diant. Sist. Sumitomo



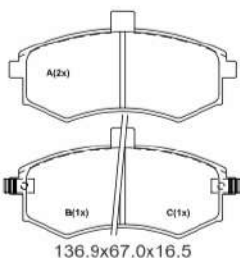
**JAC**



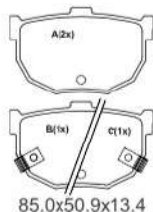
**SYL-1261**  
J3 1.4 16V, J3 Turim 1.4 16V 11>  
Diant. Sist. Akebono



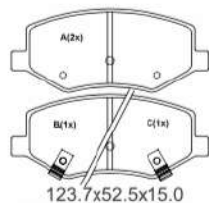
**SYL-1880**  
J2 1.4 16V 12> Diant.



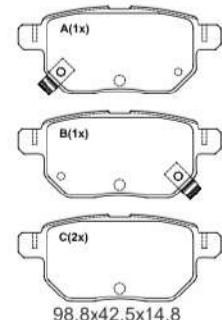
**SYL-1881**  
J5 1.5 16V 11> Diant.



**SYL-1882**  
J5 1.5 16V 11> Tras.

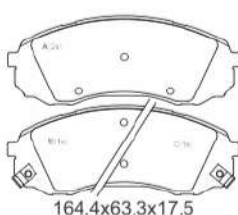


**SYL-1883**  
T5 1.5 JET Flex 16V 16> Diant.

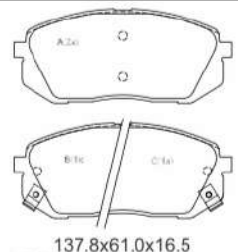


**SYL-1884**  
T40 1.5 Jet Flex 16V 18> / T40 1.6  
16V 19> / T5 1.5 Jet Flex 16V 16>  
Tras. Sist. Akebono

**JAC**



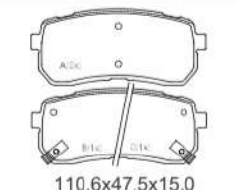
**SYL-2375**  
T8 Turbo 16V 15> /



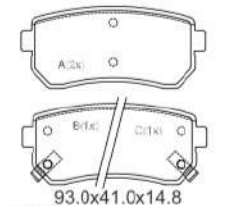
**SYL-2376**  
T6 2.0 14> Diant.



**SYL-2378**  
J5 1.5 16V, J6 2.0 16V 11>  
Tras. Sist. Mando

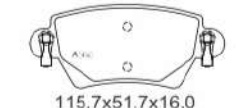


**SYL-3262**  
T8 2.0 Turbo 16V 15> Tras.

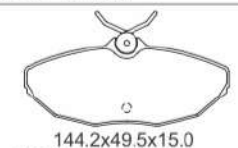


**SYL-3273**  
T6 2.0 14> Tras.

**JAGUAR**



**SYL-1249**  
X-Type 02>05 Tras.

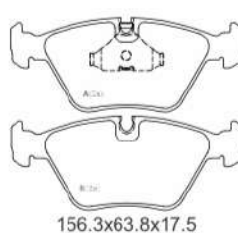


**SYL-1460**  
S-Type 3.0 V6, 4.0 V8 99>02  
Tras. Sist. Varga

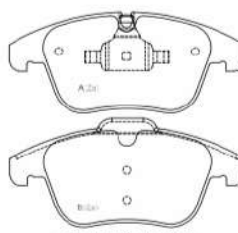


**SYL-1480**  
S-TYPE 3.0i V6, 4.0i V8 99>02 /  
2.5i V6, 4.2i V8 02> Diant.

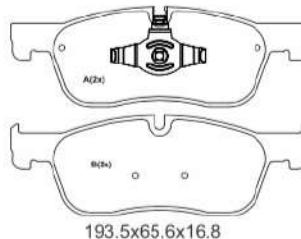
**JAGUAR**



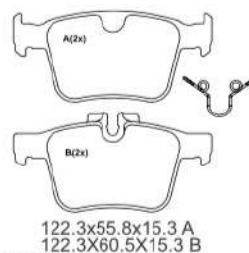
**SYL-1481**  
Daimler (X300) 3.2i V8 Super 4.0  
09/94> / XJ8 (NAW, NBW) 3.2i,  
4.0i 07/97> / XK8 (QEV) (QDV)  
4.0i 03/96> Diant. Sist. Teves



**SYL-2143**  
XF 2.0 03/08>04/15 Diant.

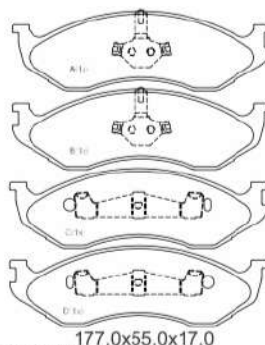


**SYL-4280**  
F-Pace 2.0, 3.0 17> / XE 2.0, 3.0  
Diant. Sist. Teves



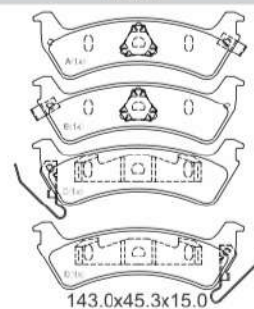
**SYL-4281**  
E-Pace 2.0 AWD, First Edition 2.0  
AWD, R-Dynamic 2.0 AWD,  
R-Dynamic SE 2.0 AWD 18> /  
F-Pace 2.0, 3.0 17> / XE 2.0, 3.0  
16> / XF 2.0 05/15> Tras. Sist.  
Teves

**JEEP**

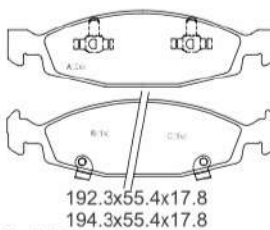


**SYL-1123**  
Cherokee 94>96 / Cherokee 4x4  
90>93 / Grand Cherokee 92>96  
Diant.

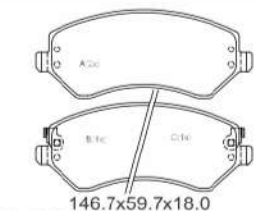
**JEEP**



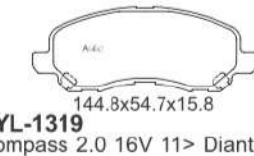
**SYL-1124**  
Cherokee 4.0 97>99 / Grand  
Cherokee 5.2i V8 91>98 /  
Wrangler Tds. 97>98 / Grand  
Cherokee 4.0 94>98 Tras.



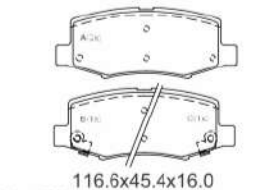
**SYL-1126**  
Grand Cherokee Laredo 4.0  
99>02 / Grand Cherokee 3.1 TD,  
4.7i V8, 4.0i 99>01 Diant.



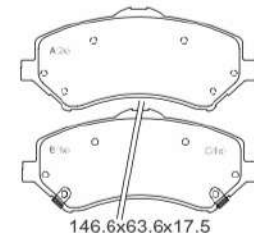
**SYL-1129**  
Liberty 02> Diant.



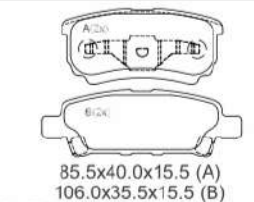
**SYL-1319**  
Compass 2.0 16V 11> Diant.



**SYL-2129**  
Wrangler 2.8 CRD, 3.8i V6 07> Tras.

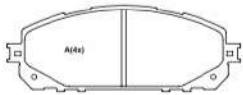


**SYL-2130**  
Wrangler 07> Diant. Sist. Bosch



**SYL-2315**  
Compass 2.0 16V 11> Tras.

**JEEP**



**SYL-4131**  
Cherokee 3.2 V6 4x4 13> Diant. Sist. Advics



**SYL-6120**  
Renegade 1.8, 2.0 15> Diant.



**SYL-6121**  
Renegade 1.8, 2.0 15> Tras.

**JINBEI**



**SYL-1025**  
Nova Topic 2.0, 2.2 08> Diant.

**JPX**



**SYL-1434**  
JPX Montez 98> Diant.

**KIA**

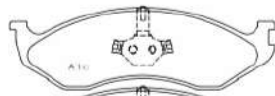


**SYL-1021**  
Bongo K2500 2.5 T 08> Diant. Sist. Akebono



**SYL-1022**  
Magentis 2.0i, 2.5i V6 05/01>05 / Optima 2.0i, 2.5i V6 05/01> Diant. Sist. Sumitomo

**KIA**



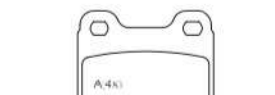
**SYL-1123**  
Carnival 2.9 TD, 2.5 V6 99>05/00 Diant. Sist. Kelsey Hayes



**SYL-1223**  
Sephia 1.6i 93> Diant. Sist. Teves



**SYL-1230**  
Sephia 1.5i 16V, 1.6i 1.8i 16V 09/93>12/01 Diant. Sist. Teves



**SYL-1238**  
Sephia Todos 1.8 05/95>01/98 / Mentor 1.6 94> Tras. Sist. Teves

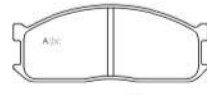


**SYL-1273**  
Besta GS 05 Diant. Sist. Sumitomo



**SYL-1274**  
Clarus 1.8L 2.0L 96> / Credos 1.8, 1.8 (ABS) 96>98 Diant. Sist. Teves

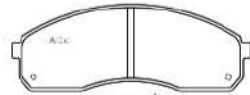
**KIA**



**SYL-1275**  
Besta ST / EST 93> / Furgão 93>/ K2400 97> / K2700 Bongo 97> Diant. Sist. Akebono



**SYL-1276**  
Besta GS 97> Diant. Sist. Akebono



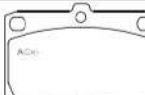
**SYL-1277**  
Besta GS 99> / Carnival 2.9 TD, 2.5 V6 06/02> Diant. Sist. Akebono



**SYL-1278**  
Sportage 2.0, 2.2, 1.9 99> Diant. Sist. Akebono



**SYL-1279**  
Pride 1.1, 1.3, 1.4 91>97 / 1.3, 1.3 Wagon 01/98> Diant. Sist. Sumitomo



**SYL-1287**  
Rio 1.3i, 1.3SW, 1.5i, 1.5SW 05/00> Diant. Sist. Sumitomo

**KIA**



**SYL-2264**  
Sorento 10> / Mohave 3.8 V6 24V 4X4, EX 3.0 V6 24V, EX 4.6 V8 32V 4X4 10> Diant. Sist. Brembo



**SYL-2273**  
Carens 1.8i 16V 07/99>04/02 / 1.6, 1.8, 2.0 CRDi 05/02> / Clarus 1.8i Sedan/SW, 2.0i Sedan/SW 03/99> / Shuma 1.8i 16V 04/03> Diant. Sist. Sumitomo



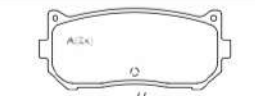
**SYL-2274**  
Soul 1.6 16V (Mec. e Aut.) 09> / Sportage LX 2.0 16V 4X2, 4X4 05>09 / Sportage LX 2.7 V6 4WD 09/04>10 / Cadenza EX 3.5 V6 24V 11> Diant. Sist. Mando



**SYL-2275**  
Sportage DLX TD 2.0, DLX 2.2 Diesel 4X4, Gran DLX 2.0 16V 4X4 94>08/97 Diant. Sist. Kelsey Hayes



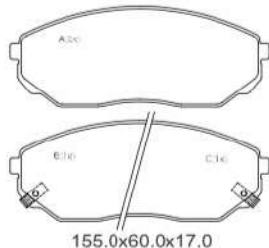
**SYL-2276**  
Cadenza EX 3.5 V6 24V 11>Tras. Sist. Mando



**SYL-2277**  
Shuma 1.6i, 1.8i 01> / Clarus 1.8i Sedan ABS 96>02/99 / 1.8i Sedan/SW 03/99> / 2.0i Sedan 96>02/99 / 2.0i Sedan/SW 03/99> Tras. Sist. Sumitomo



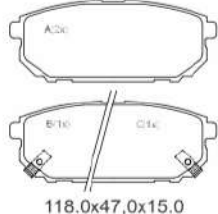
**KIA**



155.0x60.0x17.0

**SYL-2278**

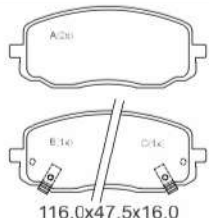
Sorento 02>09 / Sorento 3.5 V6, 2.4, 2.5 CRDi 08/02> Diant. Sist. Sumitomo



118.0x47.0x15.0

**SYL-2279**

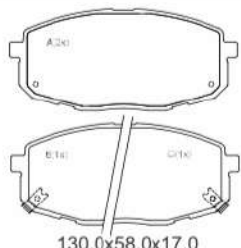
Sorento 02>09 / Sorento 3.5 V6, 2.4, 2.5 CRDi 08/02> Tras. Sist. Mando



116.0x47.5x16.0

**SYL-2373**

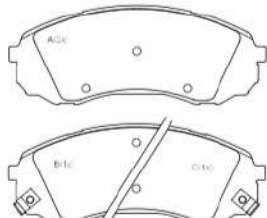
Picanto 1.0, 1.1 04/04> Diant. Sist. Mando



130.0x58.0x17.0

**SYL-2374**

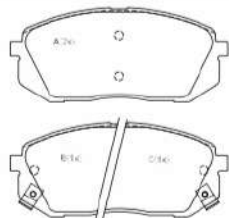
Carens 1.6, 1.8, EX, LX 02> Carens 1.8 EX, LX 02> / Carens 2.0 CRDi 05> / Cerato 1.6 16V Mec. e Aut., Cerato 2.0 16V Aut. 09> Diant. Sist. Mando



164.5x63.4x17.5

**SYL-2375**

Gran Carnival 3.8 07> Diant.

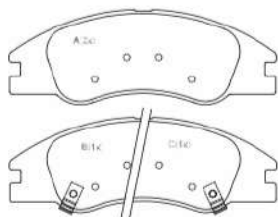


137.8x61.0x16.5

**SYL-2376**

Carens 2.0 07> Diant.

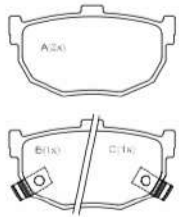
**KIA**



164.8x59.0x17.0

**SYL-2377**

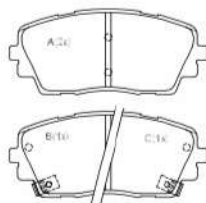
Cerato 1.6 16V Aut. e Mec., Cerato 2.0 16V Aut. 06>08 Diant. Sist. Mando



85.3x46.4x14.0

**SYL-2378**

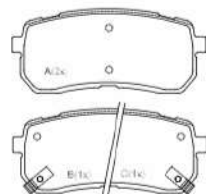
Cerato 1.6 16V Aut. e Mec., Cerato 2.0 16V Aut. 06>08 Tras. Sist. Mando



110.0x47.5x16.5

**SYL-2379**

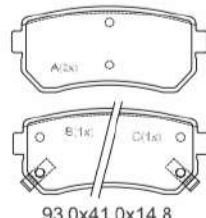
Novo Picanto 1.0 12> Diant.



110.6x47.5x15.0

**SYL-3262**

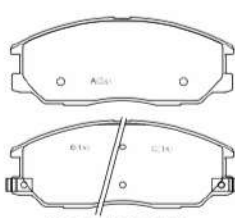
Carnival 2.7 V6, CRDi 2.9 06/06> Tras. Sist. Mando



93.0x41.0x14.8

**SYL-3273**

Cerato 09> / Sportage 2.0 16V 10> Tras. Sist. Mando

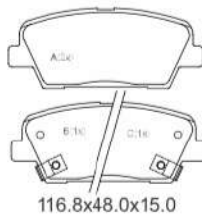


148.9x60.8x16.3

**SYL-3275**

Amanti 04>06 / Opirus 03> Diant. Sist. Akebono

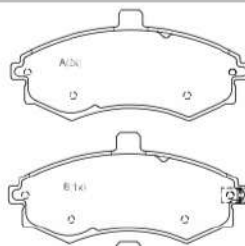
**KIA**



116.8x48.0x15.0

**SYL-3276**

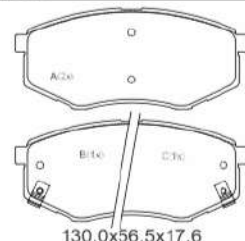
Sorento 10> / Mohave 3.8 V6 24V 4x4 10> / Mohave EX 3.0 V6 24V, EX 4.6 V8 32V 4x4 10> Tras. Sist. Akebono



137.1x63.0x18.0

**SYL-4262**

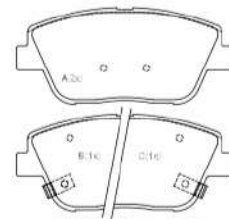
Cerato 1.6 16V 04> Diant. Sist. Akebono



130.0x56.5x17.6

**SYL-5260**

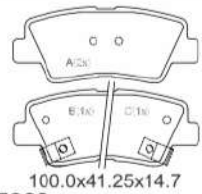
Sportage 11> Diant.



132.8x59.1x17.5

**SYL-5262**

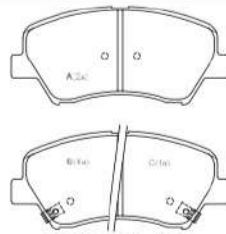
Optima 2.4 16V 11> Diant.



100.0x41.25x14.7

**SYL-5263**

Soul 1.6 16V 10> / All New Cerato 1.6 16V 13> Tras. Sist. Mando

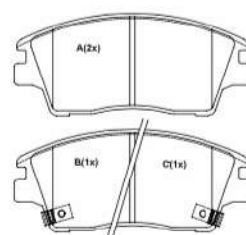


132.9x60.0x17.0

**SYL-5264**

All New Cerato 1.6 16V 13> Diant. Sist. Mando

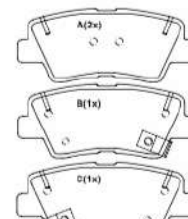
**KIA**



140.7x61.1x16.9

**SYL-7260**

Sportage 2.0 EX, 2.0 LX 17> Diant. Sist. Akebono

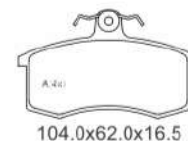


100.0x41.25x14.7

**SYL-7261**

Sportage 2.0 EX, 2.0 LX 17> Tras. Sist. Akebono

**LADA**



104.0x62.0x16.5

**SYL-1440**

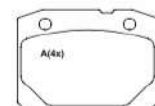
Diva 1.3 GL, 1.5 L, GL 06/90>05/95 / Forma 1.3 L, 1.5 03/92>05/95 / Sagona 1.5 GL, GLX, Oryx 06/90>05/95 Diant. Sist. Lucas



125.8x45.0x16.0

**SYL-1441**

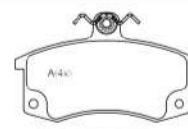
Niva 4X4 87> / Niva 5-dr 4X4, King Cab 4X4 97> / 2121 01/78> / 1.6 Estate 4X4 05/79> / Taiga 01/78> Diant. Sist. Bendix



83.8x60.0x14.3

**SYL-1442**

Nova 1.2, 1.3, 1.5, 1.6 81> / Riva 1.2 70>90 / 1.3 84>86 / 1.5 75>91 / 1.6 85>91 / 1200 70>89 / 1300 80>85 / 1500, 1600 75>85 / 2100, 2104 85> / 2105 81> / 2107 83> Diant. Sist. Bendix



104.0x62.0x16.3

**SYL-1443**

Diva 1.3 GL, 1.5 L, GL 06/90>05/95 / Forma 1.3 L, 1.5 03/92>05/95 / Sagona 1.5 GL, GLX, Oryx 06/90>05/95 Diant. Sist. Lucas

**LANCIA**

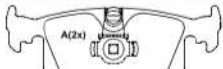


90.0x50.0x16.5

**SYL-1007**

Kappa Todos 95> / Lybra 1.6, 1.8, 1.9 JTD, 2.0 2.4 JTD 00> / Lybra SW 2.0, 2.4 JTD 06/99 Tras. Sist. Girling

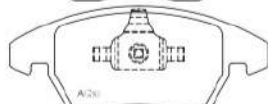
**LAND ROVER**



123.0x59.4x16.5

**SYL-1064**

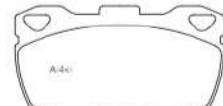
Range Rover 3.0 Td, 6,4.4i 03/02 Tras.



155.3x66.0x19.5 (A)  
156.4x71.4x19.5 (B)

**SYL-1136**

Freelander TD4 2.2, i6 3.2 06> Diant. Sist. Teves



126.5x68.6x16.5

**SYL-1280**

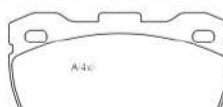
Defender 110 93> / 90 2.5 TDI 95> Diant. Sist. Akebono



88.2x69.0x14.5

**SYL-1281**

Defender 2.5 TDI, 3.9 V8 06/98> / 90, 110, 130 94> Tras. Sist. Akebono



126.7x68.2x16.5

**SYL-1282**

Defender 90, 110, 130 94> / 2.5TDI, 3.9 V8 06/98> Diant. Sist. Akebono



131.6x62.0x17.5

**SYL-1283**

Freelander 1.8i, 2.0 Td4, 2.5 V6 08/00> Diant. Sist. Lucas

**LAND ROVER**



88.4x72.0x15.0

**SYL-1284**

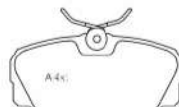
Range Rover 3.5, 3.9 70>85 Tras. Sist. Lockheed



145.0x66.5x19.0

**SYL-2280**

Discovery 2.5 TD5, 4.0i V8 98> / Range Rover 2.5D, 3.9i, 4.0i, 4.6i 94>02 Diant. Sist. Girling



94.8x52.0x16.5

**SYL-2281**

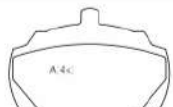
Discovery 2.5 TDS, 4.0i V8 98> Range Rover 2.5D, 3.9i, 4.0i, 4.6i 94>02 Tras. Sist. Girling



156.5x73.5x18.3  
155.4x73.5x18.3

**SYL-2282**

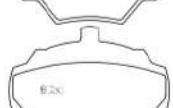
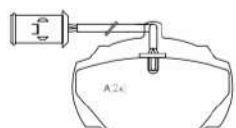
Range Rover 3.0 TD6, 4.4i 02> Diant. Sist. Teves



88.6x72.0x15.0

**SYL-2283**

Defender 90 2.5D, 3.5 / Defender 110 2.5D, 3.5 / Defender 130 2.5D, 3.5 09/90> Tras. Sist. Lockheed

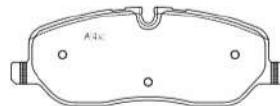


88.6x72.0x15.0

**SYL-2284**

Defender (LD) 90/110/130 2.5D 09/90> / Defender (LD) 90/110/130 3.5 09/90> / Discovery I 3.5i 09/89>06/94 / Discovery I 09/89>06/94 / Discovery II 06/94>09/04 / Range Rover I 07/70>09/94 / Range Rover I 07/70>07/94 Tras. Sist. Lockheed

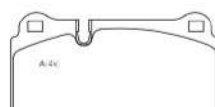
**LAND ROVER**



162.2x58.7x18.2

**SYL-2285**

Range Rover III 4.2, 4.4 / Range Rover Sport 2.7, 4.2, 4.4 / Range Rover 4.2, 4.4 02/05> / Discovery III Td V6 2.7 / Discovery III V8 4.4 10/04> Diant. Sist. Lucas/Girling



131.7x77.4x16.5

**SYL-2286**

Range Rover III Sport 4.2 V8 4WD 07> Diant. Sist. Brembo



106.3x48.5x17.0

**SYL-2434**

Range Rover Evoque 2.0 11> Tras. Sist. Girling



95.1x43.1x15.7

**SYL-3280**

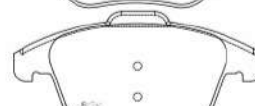
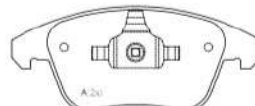
Freelander 2.2, 3.2 07> Tras. Sist. TRW



116.7x46.4x17.4

**SYL-3281**

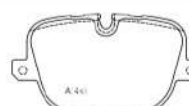
Range Rover III 4.2, 4.4 02/05> / Range Rover Sport 2.7, 4.2, 4.4 02/05> / Discovery III Td V6 2.7, V8 4.4 10/04> / Discovery IV 5.0, IV Td V6 2.7, IV Td V6 3.0 10> Tras. Sist. Lucas/Girling



155.2x66.3x19.0 (A)  
155.2x71.6x19.0 (B)

**SYL-3282**

Range Rover Evoque 2.0 11> Diant. Sist. Teves



116.6x62.9x16.4

**SYL-3283**

Range Rover IV 3.6 TDV8, IV 5.0i V8 32V, IV 5.0i V8 32V Supercharged 09> / Range Rover IV 4.4 TDV8 10> Range Rover Sport 5.0i V8 32V SuperCharged 09> Tras. Sist. Girling

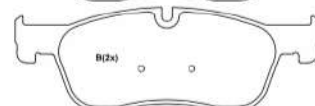
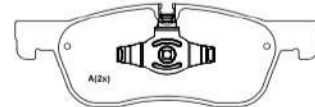
**LAND ROVER**



192.5x73.3x18.3

**SYL-3284**

Discovery IV 2.7, 3.0, 4.0, 5.0 10> Diant. Sist. Girling



193.5x65.6x16.8

**SYL-4280**

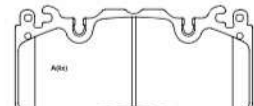
Discovery Sport 2.0, 2.2 15> Diant. Sist. Teves



122.3x55.8x15.3 A  
122.3x60.5x15.3 B

**SYL-4281**

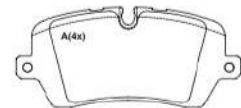
Discovery Sport 2.0, 2.2 15> Tras. Sist. Teves



189.5x96.0x15.4

**SYL-4283**

Range Rover Sport 5.0i V8 16V Supercharged 10> Diant. Sist. Brembo

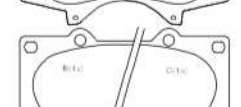


131.3x58.6x16.4

**SYL-4284**

Range Rover III 4.4 V8 Vogue 4x4 07/10>08/12> / Range Rover III 5.0 SC V8 4x4 09/09>08/12 / Range Rover IV 4.4 Vogue 4x4 08/13> / Range Rover IV 5.0 SVR Supercharged V8 4x4 06/15> / Range Rover Sport 4.4 HSE V8 4x4 10/13> / Range Rover Sport 5.0 SVR Supercharged 4x4 09/14> Tras. Sist. TRW

**LEXUS**



134.5x77.2x17.0

**SYL-1391**

GX470 2003> Diant. Sist. Sumitomo



**LEXUS**



115.9x44.0x15.7

**SYL-1392**  
GX470 2003> Tras. Sist. Sumitomo



131.5x58.5x17.5

**SYL-1394**  
GS 300 2006> Diant. Sist. Akebono



122.2x41.0x15.5

**SYL-1590**  
GS 300 3.0 V6 24V 93> Tras. Sist. Akebono



116.8x39.8x15.0

**SYL-1591**  
LS 400 4.0 89>94 Tras. Sist. Akebono



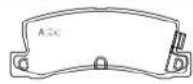
143.1x58.4x17.5

**SYL-1592**  
ES 300 3.0 01/92> Diant.



154.6x59.6x17.8

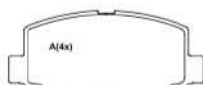
**SYL-1606**  
IS 220 d (ALE20) Diant.



107.8x42.5x15.0

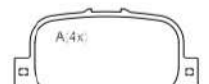
**SYL-2381**  
RX 3.0 V6 300, 3.0 V6 300 4WD 00>01 / ES 3.0 300 91>96 Tras. Sist. Akebono

**LIFAN**



106.5x50.0x15.0

**SYL-1024**  
Foison 1.3 16V 14> Diant.



82.7x38.5x15.0

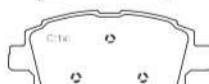
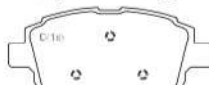
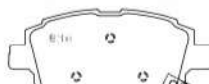
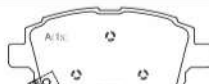
**SYL-1396**  
620 10> Tras. Sist. Akebono

**LIFAN**



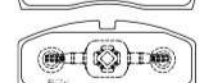
131.6x54.4x16.5

**SYL-1671**  
X60 1.8 16V 13> Diant.




116.5x51.2x16.2 (A/B/C)  
116.5x54.4x16.2 (D)

**SYL-1850**  
620 Talent 1.6 16V 10> Diant. Sist. Akebono



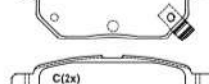
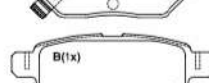
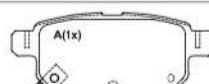
103.0x47.6x14.0 (A)  
107.8x47.6x14.0 (B)

**SYL-1851**  
320 Elite 1.3 16V 09> Diant.



100.0x40.2x15.2

**SYL-1852**  
X60 1.8 16V 13> Tras.



98.8x42.5x14.8

**SYL-1884**  
530 Talent 1.5 16V 16>Tras. Sist. Akebono

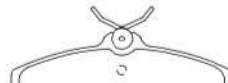
**LINCOLN**



109.8x42.2x14.5

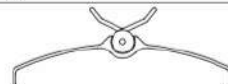
**SYL-1213**  
MKZ 07> / Zephyr 06> Tras. Sist. Fomoco

**LINCOLN**



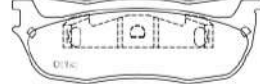
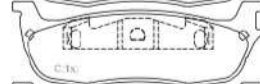
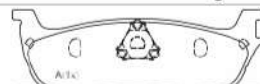
124.0x66.5x17.5

**SYL-1247**  
Continental 93>94 Diant. Sist. Girling



114.2x49.5x15.0

**SYL-1460**  
LS 00>06 Tras. Sist. Varga



142.6x48.1x17.0

**SYL-2211**  
Navigator 98>99 Tras.



188.3x56.0x17.4

**SYL-2219**  
Navigator 98>02 Diant. Sist. Kelsey Hayes

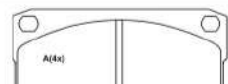
**MAHINDRA**



144.2x63.0x17.2

**SYL-1640**  
Scorpio Pick-Up 2.6, SUV 2.6 07> Diant.

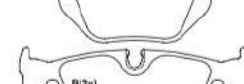
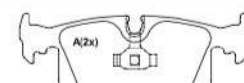
**MARCOPOLO**



139.3x75.5x18.5

**SYL-1226**  
Volare A5, A6 98> Diant. Sist. Varga

**MASERATI**



123.0x59.4x16.5

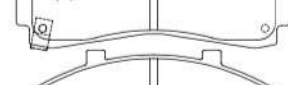
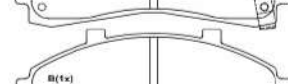
**SYL-1067**  
Quattroporte 2.8 Biturbo 03/94> Tras.

**MAZDA**



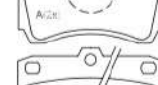
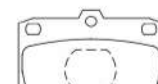
127.9x52.5x13.8

**SYL-1173**  
Série B 1.8, B 2.0 85> Diant. Sist. Akebono



153.8x56.6x16.0

**SYL-1231**  
Pick-Up 2.3, 3.0, 4.0 95>05/99 Diant. Sist. Bosch



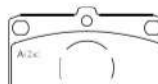
78.8x63.6x14.6

**SYL-1279**  
121 1.1, 1.3 11/87>03/91 Diant. Sist. Sumitomo



131.5x51.2x15.6

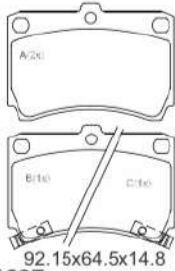
**SYL-1285**  
626 1.8, 2.0, 2.5 92> Diant. Sist. Sumitomo



92.15x64.5x14.8

**SYL-1286**  
323 1.1 LX 85>87 / 323 1.3 LX 85>89 / 323 1.5 GLX Estate 85>91 / 323 1.6 Turbo 4WD DOHC 85>89 / 323 1.6i SOHC 85>89 / 323 1.6i GLX Estate (ABS) 91>94 Diant. Sist. Sumitomo

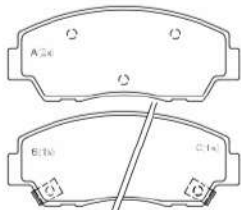
**MAZDA**



92.15x64.5x14.8

**SYL-1287**

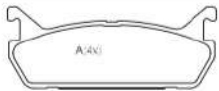
121 LX 1.1 90>93 / 121 LX, GLX 1.3 90>95 / 323 GLX, L, LX, SE 1.3 89>91 / 323L 1.3 91>93 / 323 GLX, GT, GTS 1.3 91>98 / 323 LX, Si 1.3 91>98 / 323 Coupe 1.3, 1.5 94> / 323 GL, GLX, GX, LX, SE, Si, TSi 1.5 94>98 / 323F 1.5 94>98 / 323 GL, GLX, Si, TSi 1.6 89>94 / 323 Todos 1.8 >94 / Protege LX 90>93 Diant. Sist. Sumitomo



127.6x52.3x15.2

**SYL-1288**

Pick-Up B 2000/2600 95>99 Diant. Sist. Sumitomo



102.1x39.2x13.5

**SYL-1289**

323 1.8 Hatch, Sedan, 2.0 F V6 95> MX5 Todos 90>94 Tras. Sist. Sumitomo



138.9x58.5x16.0

**SYL-1315**

MPV 2.0, 2.5 V6 09/99> / 2.0 Di, 2.3 07/02> / 2.5 TD 96>08/99 / 2.6i 2WD 92> / 3.0 2WD 93> Diant. Sist. Akebono



138.9x57.9x18.2

**SYL-2228**

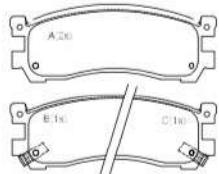
CX-7 MZR DISI 2.3 Turbo 10/07> Diant. Sist. Akebono



110.5x46.3x17.0

**SYL-2229**

CX-7 MZR DISI 2.3 Turbo 10/07> Tras. Sist. Akebono



116.5x42.1x15.0

**SYL-2287**

MPV 3.0 V6 18V (2WD) e (4WD) 96>99 / MPV 2.0, 2.5 V6 96>02 / MPV 2.0 Di, 2.3, 3.0 V6 02>03 Tras. Sist. Akebono

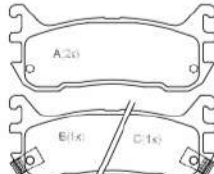
**MAZDA**



91.6x71.0x14.3

**SYL-3288**

323 IV 1.8 16V 09/90>12/92 / 323 V 2.0 D 10/96>09/98 Diant. Sist. Sumitomo



102.1x43.0x12.5

**SYL-5289**

MX5 I 1.8 93>94 / MX5 II 1.6 16V 98>02 / MX5 II 1.8 16V 98>00 / MX5 1 1.6 93>98 Tras. Sist. Akebono

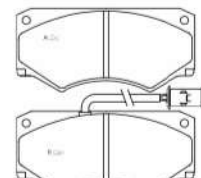


142.0x59.7x16.0

**SYL-6287**

Xedos 9 2.0 24V 08/93> 01/00 Diant. Sist. Akebono

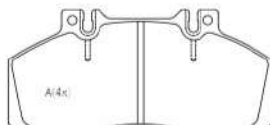
**MERCEDES BENZ**



148.8x69.0x18.0

**SYL-1272**

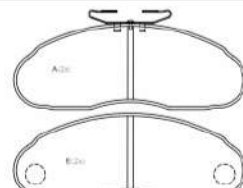
T-1 Serie 89>93 Diant.



174.5x85.4x21.2

**SYL-1290**

L709, LO709, L812, LO812, L912, LO912 88>96 / L710 96> / L712 92>94 / L914 95>98 / L814 96>97 / MB 1114 95>97 / MB 710 96>MB 1214 00> / MB 710, LO712, LO814, MB LO610 02> / MB ACCELO 715-C 03> Diant. Sist. Varga



166.7x61.5x16.5

**SYL-1291**

MB 180 D Furgão 94>96 / MB 90, 100, 120, 140, 150, 160, 180D 92> / MB130, 131 3.0D Van Mevosa 80>Diant. Sist. Bendix

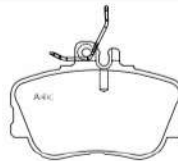
**MERCEDES BENZ**



164.4x73.0x19.5

**SYL-1292**

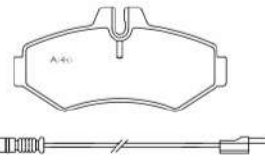
Sprinter MB 310D 97>99 / Sprinter MB 312D, 412D 99> / Sprinter MB 312D 00>01 / Sprinter MB 412D 00>02 / Sprinter MB 413 Cdi 02> / Sprinter 413 Cdi 02> Diant./Tras. Sist. Perrot



108.2x74.5x19.5

**SYL-1293**

C180, C200, C220, C250, C280 93> Diant. Sist. Girling



125.6x61.8x18.0

**SYL-1294**

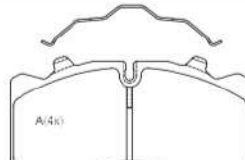
Sprinter 312 D 99> / Vito 108, 110, 113, 114 98> / Sprinter 312D, 310D 00>01 Tras. Sist. Perrot



116.5x57.2x15.7

**SYL-1295**

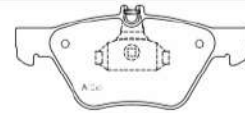
Classe A 140, 160, 170, 190 97> Diant. Sist. Girling



175.3x85.8x25.2

**SYL-1296**

712, 812, LO 814, 914 Eletrônica 98> / LO915 03> Diant./Tras. Sist. Perrot



156.4x69.6x19.3

**SYL-1297**

E 320 96> Diant. Sist. Teves

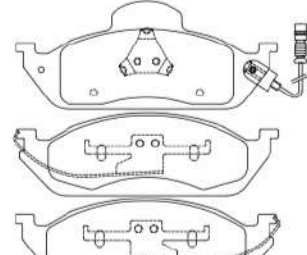
**MERCEDES BENZ**



99.7x73.5x16.0

**SYL-1298**

E 36 AMG, E 420 96> / E 430 99> / 500 SL 96> / 600 SL 92> Diant. Sist. Teves

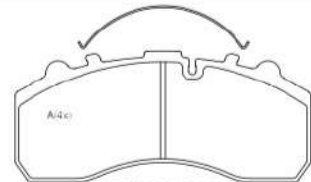


188.0x77.0x16.5

188.0x59.0x15.5

**SYL-1299**

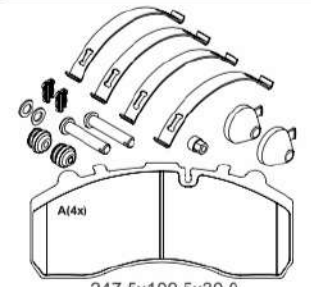
ML 230, ML 270, ML 320, ML 430 98> Diant. Sist. Teves



247.5x109.5x30.0

**SYL-1300**

DC Actros 96> / MB 1938 08/00> / MB LS-1938 98> / MB 1938-S 99> / MB LS-1634 02> / MB 1944-S 03> Diant./Tras. Sist. Knorr



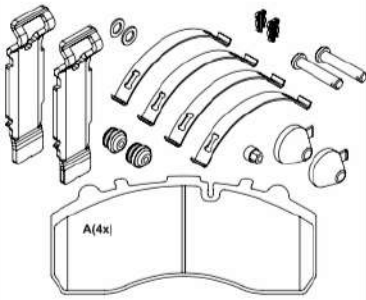
247.5x109.5x30.0

**SYL-1300K**

1726-E 08> / 1938 S Eletronic 99> / 1944-S 03> / Actros 96>09/10 / Axor 1933, 2540 6x2 05> / Capacity O 530 GL 04/07> / Citaro O 530 BZ 01/02> / Citaro (O 530) GN3, O 530 G, O 530 LU, O 530 MUE, O 530 N 01/98> / Citaro O 530 GNG, O 530 NG 04/00> / Citaro O 530 U 05/12> Cito (O 520) 130 kW 06/99> / Conecto O 345 12M, 18M 11/01> / Econic 1828 LS 10/04> / Econic 1829 LS 10/07> / Econic 2624 L 03/98> / Econic 2628 L 10/00> / Econic 2633 L 10/01> / Integro O 550 L, O 550 M 01/06> / Intouro E, M, ME 01/05> / LS 1938 Eletronic 98> / O 340 01/91>>06/95 / O 340 Turismo 08/92>08/95 / O 403, O 403 RHD, O 403 SHD 01/03> / O-500-U, O-500-U Articulado 06> / OF Series 1113, 1117, 1313, 1314, 1317, 1413, 1417, 1617, 1621 01/83> / OH Series 1316, 1518, 1519 01/70> / Setra Top Class 417 06>07 / Touro O 500, Toro O 500 U, Touro O 500 GL, GLE, M, R, RSD, U 01/01> Diant./Tras. Sist. Knorr Bremse



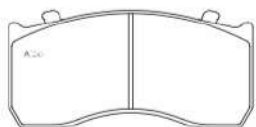
**MERCEDES BENZ**



247,5x109,5x30.0

**SYL-1300K**

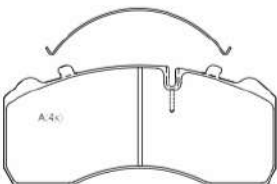
1726-E 08> / 1938 S Eletronic 99> / 1944-S 03> / Actros 96>09/10 / Axor 1933, 2540 6x2 05> / Capacity O 530 GL 04/07> / Citaro O 530 BZ 01/02> / Citaro (O 530) GN3, O 530 G, O 530 LU, O 530 MUE, O 530 N 01/98> / Citaro O 530 GNG, O 530 NG 04/00> / Citaro O 530 U 05/12> Cito (O 520) 130 kW 06/99> / Conecto O 345 12M, 18M 11/01> / Eonic 1828 LS 10/04> / Eonic 1829 LS 10/07> / Eonic 2624 L 03/98> / Eonic 2628 L 10/00> / Eonic 2633 L 10/01> / Integro O 550 L, O 550 M 01/06> / Intouro E, M, ME 01/05> / LS 1938 Eletronic 98> / O 340 01/91>>06/95 / O 340 Turismo 08/92>08/95 / O 403, O 403 RHD, O 403 SHD 01/03> / O-500-U, O-500-U Articulado 06> / OF Series 1113, 1117, 1313, 1314, 1317, 1413, 1417, 1617, 1621 01/83> / OH Series 1316, 1518, 1519 01/70> / Setra Top Class 417 06>07 / Touro O 500, Toro O 500 U, Touro O 500 GL, GLE, M, R, RSD, U 01/01> Diant./Tras. Sist. Knorr Bremse



173.6x84.2x27.0 (A)  
185.0x84.7x34.3 (B)

**SYL-1301**

Accelo 712-715, 812-823, 917-925, 1017-1023 98>08/03 Diant./Tras. Sist. Knorr

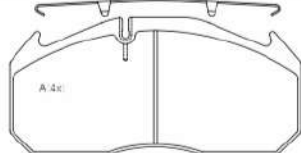


210.7x92.5x30.0

**SYL-1302**

Atego 1215-1228, 1317-1328, 1517-1528 98> / 19.5 Truck 98> Diant./Tras. Sist. Knorr

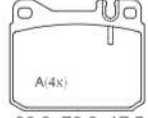
**MERCEDES BENZ**



249.6x118.4x30.0

**SYL-1303**

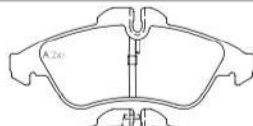
MB O 340/350 91> / O 404 91> Diant./Tras. Sist. Knorr



89.8x73.6x17.5

**SYL-1304**

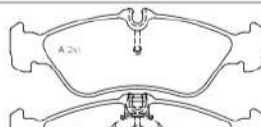
200(W123) 2.0, 2.0 D, 2.0 SW, 2.0 D SW 08/79>12/85 / 220(W123) 2.2 D 09/79>12/85 / 230(W123) 2.3, 2.3 SW, 09/79>12/85 / 240(W123) 2.4D, 2.4D SW 09/79>12/85 / 250(W123) 2.5, 2.5 SW 08/79>12/85 260(W126) 2.6 SE, 2.6 SEL 80>91 280(W123) 2.8, 2.8 SW 08/79>12/85 280(W126) 2.8 S, 2.8 SE, 2.8 SEL 80>91 / 280(R107) 2.8 SL, 2.8 SLC 09/79>08/85 / 300(W126) 3.0 S, 3.0 SE, 3.0 SEL 01/80>08/91 / 320(W124) 3.2 E, 3.2 TE SW 91>06/93 / 350(W123) 3.5 ASR 08/79>12/85 / 380(W126) 3.8 S, 3.8 SE, 3.8 SEL 80>91 / 380(R107) 3.8 SL Cabrio, 3.8 SLC Coupê / 420(W126) 4.2 SE, 4.2 SEL, 4.2 SEC 09/85>91 / 450(W123) 4.5 ASR 08/79>12/85 / 450(R107) 4.5 SL, 4.5 SLC >09/80 / 500(W126) 5.0 S, 5.0 SE, 5.0 SEL 80>91 / 500(W126) 5.0 SEC Coupê 09/85>08/91 / 500(R107) 5.0 SL Cabrio 05/80>08/85 / 500(R107) 5.0 SLC Coupê >07/81 / 560(W126) 5.0 S, 5.0 SE, 5.0 SEL, 5.0 SEC Coupê 80>91 / Unimog U1000 92> Diant. Sist. Teves



156.3x64.8x20.0

**SYL-1305**

Sprinter 2-t (901-902) 208D, 210D, 214 02/95>12/95 / 208D, 212D, 214 01/96>03/00 / 208CDi, 211CDi, 213CDi, 214i NGT, 216CDi 04/00> / Sprinter 3-t (903) 308D, 310D 4X4, 312D 2.9 4X4, 314, 314 4X4, 308D, 312D 2.9 01/96>03/00 / 308E, 308CDi, 311CDi, 311CDi 4X4, 313CDi, 313CDi 4X4, 314 NGT, 316CDi, 316CDi 4X4 04/00> / V-Class V230 TD, V230 09/96>12/97 / Vito 108D 2.3, 110TD 2.3, 113 2.0i, 114 2.3i 02/96>01/98 Diant. Sist. Teves

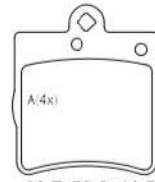


156.3x54.9x18.0

**SYL-1306**

Sprinter (2,2t-3,5t) 208D, 210D, 212D, 214 02/95>03/00 / Sprinter (3,2t-3,5t) Cdi 208, 211, 213, 214, 216 04/00> / Sprinter 308D 2.3, 312TD 2.9, 314 2.3 02/95>02/00 / Sprinter 310TD 2.9 01/97>02/00 Tras. Sist. Teves

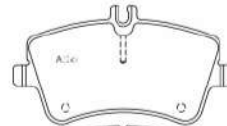
**MERCEDES BENZ**



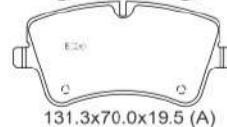
63.7x72.6x14.5

**SYL-1307**

C180 T, C200 TD, (T202) 93>01 / C200 T Cdi 98>01 / C200 T, C220 TD, C250 T Turbo D 96>00 / C200 T Kompressor 95>01 / C220 Cdi, C220 T Cdi 97>01 / C230, C230 T Kompressor, C240, C240 T, c280, C280 T 94>00 / CLK Coupê/Cabrio 200, 200 Kompressor 97>02 / E-200, E220, E230 Cabrio 96>02 / SLK (R170) 200, 200 Kompressor, 230 Kompressor 97>00 Tras. Sist. Teves



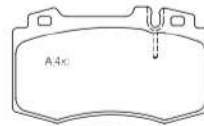
131.3x70.0x19.5 (A)



131.3x62.5x19.5 (B)

**SYL-1308**

C Class C180, C200 Cdi, C200, C200 Kompressor, C220 Cdi 02> / CLK Coupê/ Cabrio 200 Kompressor, 200 CGI, 240, 270 Cdi, 320 02> / Classe C - 230 1.8 16V 02>07 / Classe CLC 200 16V Kompressor 1.8 09> Diant. Sist. Girling



117.8x71.5x16.0

**SYL-1309**

C Class C230 Kompressor, C240, C270, C270 Cdi, C320, C32 AMG 00> / CLK Coupê / Cabrio 500 02> / E Class E320 Cdi, E320, E400, E500 02> / M Class ML350, ML400 Cdi, ML430, ML500, ML55 AMG 98> / S Class S280, S320 Cdi, S320, S430, S500, S600 98> / S Class Coupê CL500, CL600, CL55 AMG 99>01 / SL500, 55 AMG 01> Diant. Sist. Brembo



63.8x57.4x17.0

**SYL-1334**

V-Class V 230-TD, V 230 09/96> / Vito Bus 108 D 2.3 02/96>08/03 / Vito 110 TD 2.3, 113 2.0i, 114 2.3i 02/96>08/03 Tras.

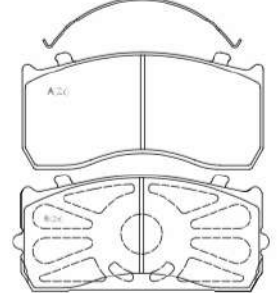
**MERCEDES BENZ**



63.7x62.9x15.5

**SYL-2290**

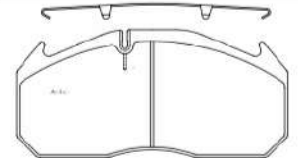
C180, C200, C220 (W202), C250 93> / C230 / E 200, E 220, E 230 (W210) 95> Tras. Sist. Teves



173.6x84.3x27.0 (A)  
185.0x84.2x34.3 (B)

**SYL-2291**

Accelo 712-715, 812-823, 917-925, 1017-1023 09/03> Diant./Tras. Sist. Knorr



249.6x118.4x28.0

**SYL-2292**

O 340, O 350, O 404 91> Diant. Sist. Meritor



194.3x70.2x20.5 (A)  
192.9x70.2x20.5 (B)

**SYL-2294**

GL-Class 4.7 GL 450 V8 4WD 06> / M-Class 3.5 ML 350 4WD, 3.7 ML 350 4WD, 5.0 ML 500 05> / M-Class 5.0 ML 500 4WD 07> / M-Class 4.0 ML 420 Cdi V8 4WD 06> / R-Class 3.0 R 280, 3.0 R 280 4WD, 3.5 R 350, 5.5 R 500 07> / R-Class 3.5 R 350 4WD, 5.0 R 500 4WD, 6.2 R 63 AMG 06> Diant. Sist. Teves



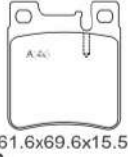
141.3x59.6x18.0 (A)  
140.1x51.7x18.0 (B)

**SYL-2295**

GL-Class 4.7 GL 450 V8 4WD, 5.5 GL 500 V8 4WD, 3.0 06> / M-Class 3.5 ML 350 4WD, 3.7 ML 350 4WD, 5.0 ML 500 05> / M-Class 5.0 ML 500 4WD 07> / M-Class 4.0 ML 420 Cdi V8 4WD 06> / R-Class 3.0 R 280, 3.0 R 280 4WD, 3.5 R 350, 5.5 R 500 07> / R-Class 3.5 R 350 4WD, 5.0 R 500 4WD, 6.2 R 63 AMG 06> Tras. Sist. Teves



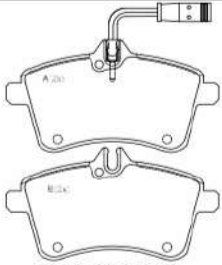
**MERCEDES BENZ**



61.6x69.6x15.5

**SYL-2296**

C-Class 3.5, C 350 05>07 Tras. Sist. Teves



131.6x69.9x20.0

**SYL-2297**

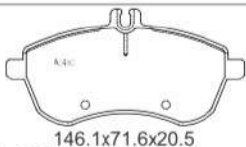
Classe B 180 05> / Classe B 200, 200 CDI, 200 Turbo 03/05> Diant. Sist. Lucas



95.5x41.5x14.5

**SYL-2298**

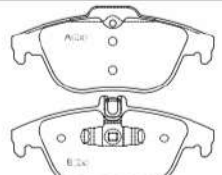
Class B 150, 200, 180 CDI, 200 CDI, 200 Turbo 03/05> Tras. Sist. Lucas



146.1x71.6x20.5

**SYL-2299**

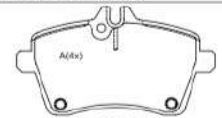
C200 2.1 07> Diant. Sist. TRW



122.5x52.5x17.8 (A)  
122.5x54.7x17.8 (B)

**SYL-2300**

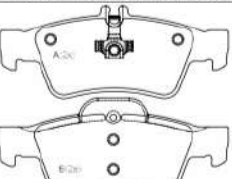
C200 2.1 07> / GLK 300 3.0 V6 24V 4x4 10> / GLJ 280 3.0 V6 24V 4x4 09> Tras. Sist. Teves



116.5x63.7x18.8

**SYL-2301**

B170 1.7 05> Diant. Sist. Bosch



140.2x57.2x16.8 (A)  
141.1x59.5x16.8 (B)

**SYL-2302**

E 320 02> Tras. Sist. Teves

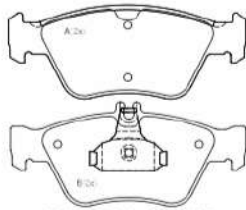


70.9x72.0x15.5

**SYL-2303**

S 500 5.0 98> Tras. Sist. Teves

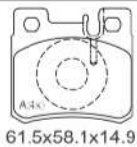
**MERCEDES BENZ**



151.3x60.1x20.0 (A)  
151.3x66.2x20.0 (B)

**SYL-2304**

CLK 230 2.3 Kompressor 97>00 / CLK 320 3.2 16V 97>02 / E 240 2.4 97>00 / E 240 2.6 00>02 / SLK 230 2.3 Kompressor 96>04 Diant. Sist. Teves



61.5x58.1x14.9

**SYL-2306**

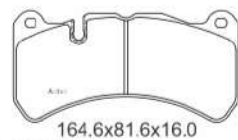
200, 300 Kompressor 96>97 / 500 E 91>93 / 190E Evolution II 2.5i 90>93 / 220 E / 230 E / 200 E, TE / 250 D, TD, Turbo-D / 260 E, TE 4matic / 300, 300 D, TD 4 matic, Turbo-D 4matic 84>93 Tras. Sist. Teves



101.8x79.6x16.5

**SYL-23290**

C-Class (W203) C 350 05> Diant. Sist. Brembo



164.6x81.6x16.0

**SYL-3292**

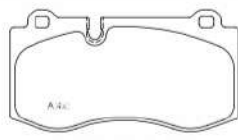
CLK (209) 63 AMG, Convertible (A209) 63 AMG 04/06> / SLK (R171) 55 AMG 06/04> Diant. Sist. Bosch



97.7x84.7x18.3

**SYL-3293**

Classe S (W140) 300 SE, SEL 3.2 / Classe S (W140) 400 SE, SEL, S 420 4.2 / Classe S (W140) 500 SE, SEL 5.2 91>99 / Classe S (W140) 300 SE 2.8, S 280 2.8, S 500 5.0, S 600 6.0, S 300 Turbo D 3.5 93>98 / Classe S (W140) 600 SE, SEL 6.0 91>92 / Classe S (W140) S 300 Turbo D 3.0 96>98 / Classe S (C140) CL 420 4.2 94>99 / Classe S (C140) CL 500 5.0, CL 600 6.0 92>99 Diant. Sist. Teves

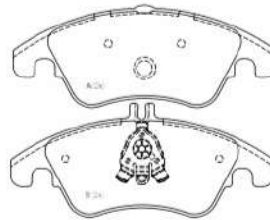


141.5x76.1x17.6

**SYL-3294**

CLS 500 5.0 06>10 / Classe E (W211) E 500 5.5, E 420 T Cdi 06>08 / Classe S (W221) S 320 3.0, S 350 3.5 Diant. Sist. Brembo

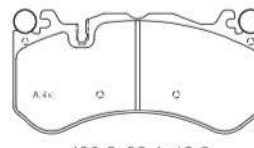
**MERCEDES BENZ**



188.0x73.5x19.0 (A)  
188.0x80.5x19.0 (B)

**SYL-3297**

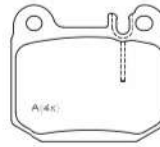
Classe C (W204) C 320, C 350 07> Diant. Sist. TRW



189.3x93.1x16.6

**SYL-3298**

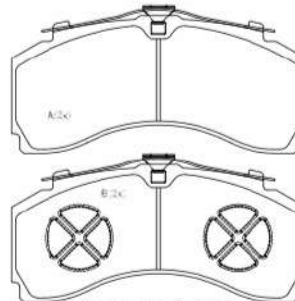
CL600 00>05/06 / CL600 03/06> Diant. Sist. Brembo



75.0x65.5x16.0

**SYL-3299**

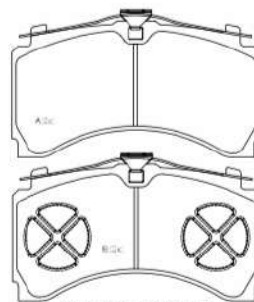
ML320 V6 01>03 / ML230, ML270 Cdi, ML 400 Cdi 01>05 / ML350 V6 02>05 / ML430 V8 98>05 Tras. Sist. Brembo



244.5x114.0x30.0

**SYL-3300**

Actros 11> Diant. Sist. Knorr Bremse



207.5x114.0x30.0

**SYL-3301**

Actros 11> Tras. Sist. Knorr Bremse

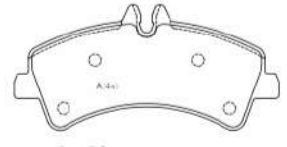


169.1x73.4x20.5

**SYL-3302**

Nova Sprinter 311, 415, 515 12> Diant. Sist. Brembo

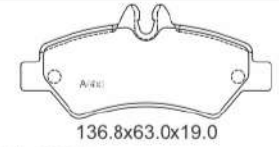
**MERCEDES BENZ**



165.0x78.1x20.5

**SYL-3303**

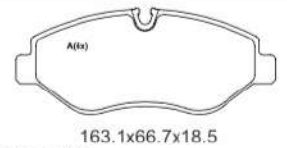
Nova Sprinter 515 12> Tras. Sist. Bosch



136.8x63.0x19.0

**SYL-3304**

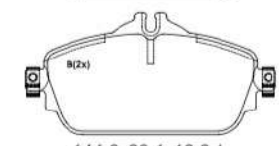
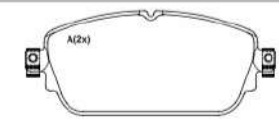
Nova Sprinter 311, 415 12> Tras. Sist. Bosch



163.1x66.7x18.5

**SYL-3305**

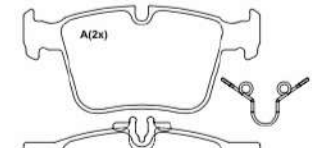
Sprinter 311 Cdi Chassi, Cdi Furgão 12> / Sprinter 315 Cdi 2.2 06>09 / Sprinter 415 Cdi 15+1 Van, Cdi 9+1 Van, Cdi Chassi 12> / Sprinter 515 Cdi 17+1 Chassi, Cdi 20+1 Chassi 1, Cdi Chassi, Cdi Furgão 12> / Vito 111 CDI Furgão 1.6 16> / Vito Tourer 119 2.0 2016> Diant. Sist. Brembo



144.0x60.1x18.3 A  
144.0x70.0x18.3 B

**SYL-3306**

C180, C200 14> Diant. Sist. TRW



122.5x55.75x15.4 A  
122.5x61.75x15.4 B

**SYL 3307**

C180 / C200 14> Tras. Sist. Teves

**MINI**



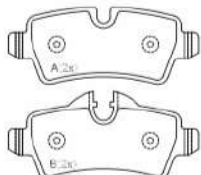
131.5x63.9x17.5 (A)  
131.5x71.4x17.5 (B)

**SYL-1500**

Cooper 1.6 2L Aut. e Mec. 09> / Cooper S 1.6 2L Aut., Clubman 1.6 4L Aut. 09> Diant. Sist. TRW



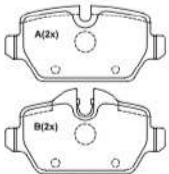
**MINI**



95.5x38.8x16.0 (A)  
95.5x48.4x16.0 (B)

**SYL-1501**

Cooper 1.6 2L Aut. e Mec. 09> / Cooper S 1.6 2L Aut., Clubman 1.6 4L Aut. 09> Tras. Sist. TRW



95.5x45.3x17.0 (A)  
95.5x50.9x17.0 (B)

**SYL-2064**

Cooper Paceman 1.6, 1.8 12> Tras.

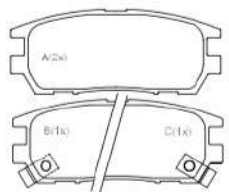
**MITSUBISHI**



114.0x50.0x15.0

**SYL-1171**

Colt 1.3, 1.5 90> / Colt 1.6 92> / Galant 1.8 91>93 / Lancer 1.6, 1.6 16V 92> Diant. Sist. Sumitomo



107.8x43.5x14.8

**SYL-1310**

L300 2.5 Combi, L300 2.5 Furgão, L400 2.5 TDI Combi, L400 2.5 TDI Furgão 96> / Montero 2.3 TD, Pajero 2.8 TDI, Montero 2.4i GLX 91> / Pajero 2.5 TDI GLX, 2.5 TDI GLS 91> 98 / Pajero 3.0i V6 24V GLX, 3.0i V6 91>99 / Pajero 3.5i V6 24V GL, 3.5i V6 24V GLS 94> / Montero 2.5 24V TD GL, 3.0 V6, 2.5 24V TD GLX 90> / Montero 1.8 Gdi 98> Tras. Sist. Akebono

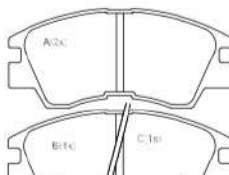


149.9x58.5x15.5

**SYL-1311**

L200, Galant 2.5 TD 4x4 92>96 / Eclipse 2.0, Pajero 2.3 91> / Diamante 92> / Galant 2.5 V6 4x4 93> / Pajero 2.4, 2.5, 3.0 90>00 / Pajero 2.8 TD, 3.5i V6 94> / Sigma 3.0 V6 Kombi 90>96 / Space Gear 2.4 16V 4x4, 2.5 TD 4x4 95> Diant. Sist. Sumitomo

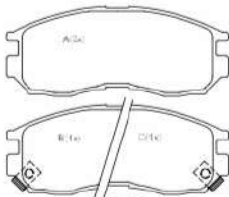
**MITSUBISHI**



127.2x56.4x15.0

**SYL-1312**

L200 2.5D 86>94 / L200 2.5D 99>02 / L300 87> Diant. Sist. Sumitomo



127.7x52.0x16.0

**SYL-1313**

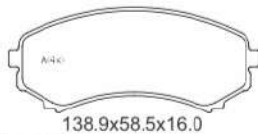
Galant 2.5 V6 97> / Eclipse 2.0 95> / Galant 2.0 97>00 / Colt 1.8 GTI 88>96 / Galant 2.0 V6 24V GS 93>97 Diant. Sist. Sumitomo



123.2x48.0x15.3

**SYL-1314**

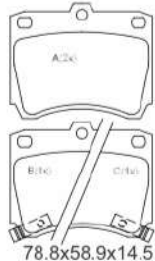
Montero 1.8, Pajero 1.8 01> / TR-4 03> / L200 Outdoor GLS 2.5 4x4 07> Diant. Sist. Sumitomo



138.9x58.5x16.0

**SYL-1315**

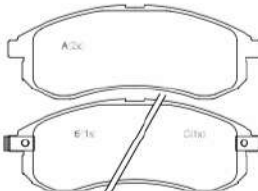
Pajero Full 02> / Classic 2.5 TD 07/02> Diant. Sist. Akebono



78.8x58.9x14.5

**SYL-1316**

Pajero Sport 2.5 TD, 3.0 V6 11/98> Pajero Dakar 10> Tras. Sist. Akebono



151.1x56.3x15.0

**SYL-1317**

L200 2.5 TD 4WD 04/02> / L200 2.5 TD 4x4 11/01> / Pajero Sport 04 Diant. Sist. Akebono

**MITSUBISHI**



111.5x45.0x16.0 (A)  
91.0x45.0x16.0 (B)

**SYL-1318**

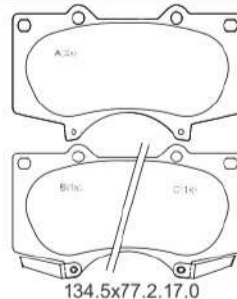
Pajero Full 02> / ASX 2.0 16V 10> Tras. Sist. Akebono



144.8x54.7x15.8

**SYL-1319**

Airtrek Space Runner 2.0, 2.4 GDI 05/00> / Outlander 2.4 16V 3.0 V6 Autom. 08> / ASX 2.0 16V 10> Diant. Sist. Sumitomo



134.5x77.2.17.0

**SYL-1391**

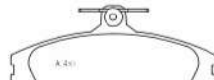
Pajero Full 3.2 08> Diant. Sist. Sumitomo



115.9x44.0x15.7

**SYL-1392**

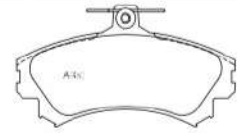
Pajero Full 08> Tras. Sist. Sumitomo



129.8x77.0x17.3

**SYL-1431**

Carisma 1.6, 1.9TD Roda 14" s/ ABS 03/99> / 1.8, 1.8 16V 07/95> / Space Star Todos 98> Diant. Sist. Girling



129.8x72.7x15.0

**SYL-1437**

Carisma 1.6 06/99-08/00, 1.8 05/95-07/97, 1.8 08/97-08/00, 1.9 09/96-08/00 / Colt Space Star 1.3 08/00-03/01, 1.3, 1.6 04/01>, 1.8 08/98-03/01, 1.3 08/98>, 1.8 08/98-7/00, 1.8, 1.9 08/00> Diant. Sist. Girling

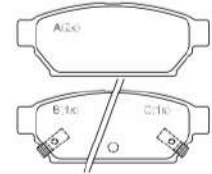


98.2x44.3x14.5

**SYL-2310**

Eclipse 2.0i, GSi 16V, 2.0i GSi 16V 4WD 91>95 / Galant 1.8 91>93 / Galant 2.0 90> / Galant 2.4 16V 85>93 / Lancer 1.6 16V 92>95 Tras. Sist. Akebono

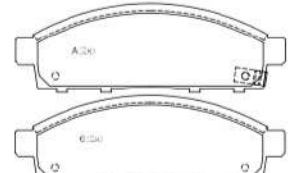
**MITSUBISHI**



98.9x37.5x14.5

**SYL-2311**

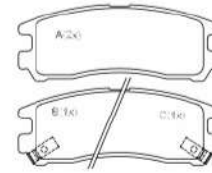
Carisma 1.8 16V, 1.8i 16V 95> / Colt 1.8 GTI 16V 94>96 / Colt 73>94 Tras. Sist. Akebono



155.4x51.0x16.0

**SYL-2312**

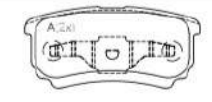
L200 Triton 3.2 Aut. e Mec., 3.5 Aut. 08> / Pajero Dakar 3.2 4x4 09> Diant. Sist. Tokico



108.0x41.0x15.5

**SYL-2313**

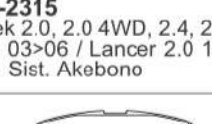
Eclipse II 1.8 94>99 / Eclipse III 1.8 99>05 / Galant V 94>96 / Galant 2.0 GLS-GLX (EA2A) 97>01 / Galant 2.0 V6 24V (E50), 1.8 GLSi (E50), 2.0 GLSi (E50), 2.0 GLSi 4WD (E50) 93>96 Tras. Sist. Akebono



85.5x40.0x15.5 (A)  
106.0x35.5x15.5 (B)

**SYL-2315**


Airtrek 2.0, 2.0 4WD, 2.4, 2.4 4WD 03>06 / Lancer 2.0 16V 08> Tras. Sist. Akebono



101.3x44.5x14.4

**SYL-2316**

All New Outlander 14> / ASX 13> Tras.



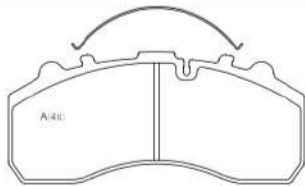
86.7x63.7x13.2

**SYL-2317**

Lancer 2.0 16V 08> Tras.



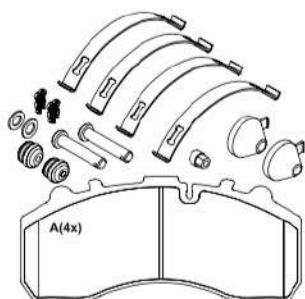
**NEOPLAN**



247.5x109.5x30.0

**SYL-1300**

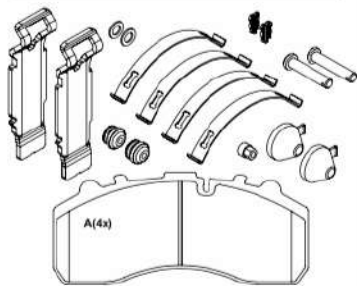
Centroliner N 4411, N 4516, N 4522 98> / Centroliner N 4416 10/98> 12/01 / Centroliner N 4420, N 4421 01/99> / Cityliner N 116 09/90>09/93 / Cityliner N 116/3 HC 09/04> / Cityliner N 1216 HD, N 1216 HDC 09/06> / Euroliner N 3318/3 U 07/97>04/02 / Jetliner N 213 09/90>09/92 / Jetliner N 208, N 214, N 216 09/90> / Megaliner N 128/4 01/93> / Megashuttle N 4032/4 01/94> / Skyliner N 122 09/90>09/92 / Skyliner N 122/3 09/90>09/93 / Spaceliner N 117 09/90>09/93 / Sportliner N 208 01/90> Diant./Tras. Sist. Knorr Bremse



247.5x109.5x30.0

**SYL-1300K**

Centroliner N 4411, N 4516, N 4522 98> / Centroliner N 4416 10/98> 12/01 / Centroliner N 4420, N 4421 01/99> / Cityliner N 116 09/90>09/93 / Cityliner N 116/3 HC 09/04> / Cityliner N 1216 HD, N 1216 HDC 09/06> / Euroliner N 3318/3 U 07/97>04/02 / Jetliner N 213 09/90>09/92 / Jetliner N 208, N 214, N 216 09/90> / Megaliner N 128/4 01/93> / Megashuttle N 4032/4 01/94> / Skyliner N 122 09/90>09/92 / Skyliner N 122/3 09/90>09/93 / Spaceliner N 117 09/90>09/93 / Sportliner N 208 01/90> Diant./Tras. Sist. Knorr Bremse

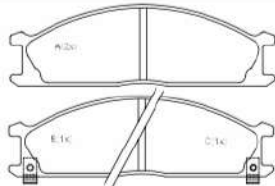


247.5x109.5x30.0

**SYL-1300KC**

Centroliner N 4411, N 4516, N 4522 10/98> / Centroliner N 4416 10/98>12/01 / Centroliner N 4420, N 4421 01/99> / Cityliner N 116 09/90>09/93 / Cityliner N 116/3 HC 09/04> / Cityliner N 1216 HD, N 1216 HDC 09/06> / Euroliner N 3318/3 U 07/97>04/02 / Jetliner N 213 09/90>09/92 / Jetliner N 208, N 214, N 216 09/90> / Megaliner N 128/4 01/93> / Megashuttle N 4032/4 01/94> / Skyliner N 122 09/90>09/92 / Skyliner N 122/3 09/90>09/93 / Spaceliner N 117 09/90>09/93 / Sportliner N 208 01/90> Diant./Tras. Sist. Knorr Bremse

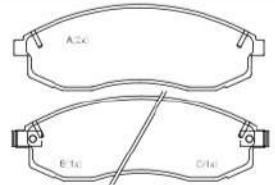
**NISSAN**



160.1x49.5x16.6

**SYL-1175**

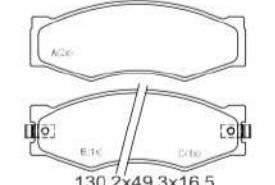
Frontier 2.8 TDI 02> / Terrano 2.7 TD 87> / Terrano 3.0 V6 88> Quest 3.0 03> / Diant. Sist. Sumitomo



151.3x51.3x17.0

**SYL-1176**

Máxima 3.0i QX VQ 3.0 10/94 Diant. Sist. Sumitomo



130.2x49.3x16.5

**SYL-1177**

Pathfinder King Cab 2.0, 2.4i, 2.5 Diesel, 4WD 85> / Pathfinder Pick-up 2.4, 2.5 Diesel, 4WD 85> Diant. Sist. Akebono



120.8x45.0x15.8

**SYL-1178**

Micra 1.0i, 1.3i, 1.5D (K11) 92>02 Diant. Sist. Akebono



108.2x47.5x16.5

**SYL-1179**

100 NX 2.0i, SX 2.0i, 91> Sentra 1.4, 1.6, 1.7D 91>Sunny 1.4i, 1.6i, 2.0D (Berlina - Hatchback) 11/90>95 Diant. Sist. Sumitomo



137.8x53.8x17.0

**SYL-1366**

Pathfinder 3.0i V6 02/88>08/97 Diant. Sist. Akebono

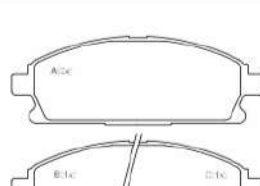


163.8x56.9x17.0

**SYL-2175**

Quest 3.0 03> / X-Terra SE 2.8TD 4X4 04> / X-Terra 2.4, 3.3 00>02 Diant. Sist. Akebono


**NISSAN**



158.8x56.0x16.5

**SYL-2176**

Pathfinder 3.5 V6 11/01> / 2.7 TD, 3.2 TD, 3.3 V6 09/97 Diant. Sist. Sumitomo



137.0x54.2x16.5

**SYL-2177**

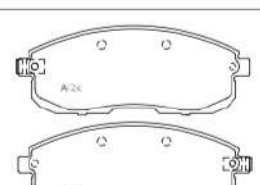
Máxima 3.0i 88>92 / TX 2.0 95>02/00 Diant. Sist. Sumitomo



111.70x43.9x14.0

**SYL-2178**

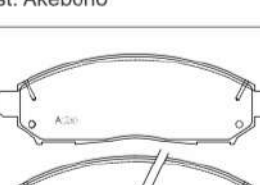
200SX 1.8, 1.8 Turbo 83> 88 / Cherry 1.5 Turbo, 1.7 D 82>86 / Laurel 2.0, 2.4, 2.8 D 81>84 / Praire 1.5, 1.8 82>87 / Sentra 1.5, 1.6 82>86 / Stanza 1.6, 1.7, 1.8 82>84 / Vanette, 1.4, 1.5 (C20), 2.0 D 78>85 Diant. Sist. Akebono



137.0x54.2x17.0

**SYL-2179**

Sentra 2.0 S, 2.0 SL 07> Diant. Sist. Akebono



163.7x54.0x16.8

**SYL-3175**

Frontier 2.5L 16V Turbo Diesel 08> / Xterra, Navara, Pathfinder 05> / Diant.



143.6x48.4x14.3

**SYL-3176**

Tiida 1.8L 16V (todos) 07> / Livina 1.6 16V, 1.8 16V 08> Diant.



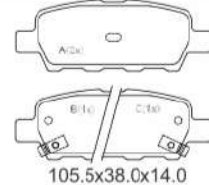
**NISSAN**



115.0x45.0x15.8

**SYL-3177**

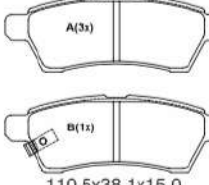
Pathfinder 3.0 02/88>08/97 Tras. Sist. Sumitomo



105.5x38.0x14.0

**SYL-3178**

Murano 03> / 350 Z 03> / Quest 04> / Máxima 04>07 / Altima 01> Tras.



110.5x38.1x15.0

**SYL-3179**

Xterra 05> Tras. Sist. Tokico



160.1x49.5x16.6

**SYL-4178**

Frontier SE 98>04 Diant. Sist. Sumitomo



163.8x56.9x17.0

**SYL-4179**

X-Terra SE 2.8 / Frontier 2WD, 4WD / Terrano D-22 4x4 03>04 Diant. Sist. Akebono



137.2x54.2x17.0

**SYL-6177**

200 SX (S13) 07/88>11/93 Diant. Sist. Akebono



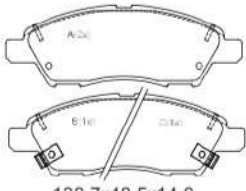
119.8x73.5x14.3

**SYL-7178**

350 Z Roadster 3.5 03/05> Diant.



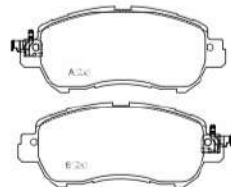
**NISSAN**



138.7x48.5x14.0

**SYL-9177**

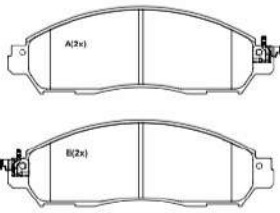
March 1.0 16V, S 1.0 16V, S 1.6 16V, SR 1.6 16V, SV 1.6 16V 12> / Versa S 1.6 16V, SL 1.6 16V, SV 1.6 16V 12> Diant.



125.7x52.2x15.4

**SYL-9178**

Kicks 1.6 16V 16> Diant.

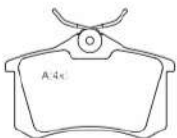


165.5x45.0x16.9

**SYL-9179**

Frontier LE CD 4x4 2.3 17> Diant.

**PEUGEOT**



87.2x53.0x15.0

**SYL-1043**

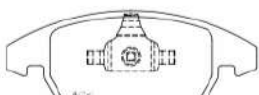
307 1.6i 16V, 2.0 i 16V, 2.0 HDI 02> / 405 GL 92> Tras. Sist. Girling



102.0x48.5x16.0

**SYL-1135**

408 2.0 11> Tras. Sist. Teves

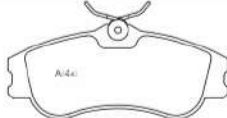


155.3x66.0x19.5 (A)  
155.6x71.4x19.5 (B)

**SYL-1136**

3008 1.6 THP 1.6 09> / 307 CC 2.0 i Diant. Sist. Teves

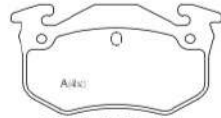
**PEUGEOT**



129.8x56.2x17.5

**SYL-1137**

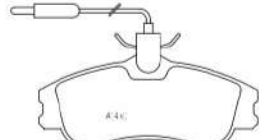
Partner MPV/bus (5F) (5) 06/96> / 306 Berlina/Sedan/Break/Cabriolet 1.9D Fastback/Sedan/Break 04/93>06/00 / 206 Escapade 1.6 16V 07>08 / Hoggar 1.6 09> Diant. Sistema Girling



105.2x54.5x11.5

**SYL-1140**

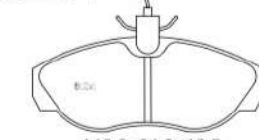
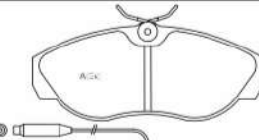
206 CC 1.6 16V 01> / 206 1.6 16V Rallye 01> / 206 2.0 GTI 99> / 306 2.0 Cabriolet 94> / 205 1.9 CTI Cabriolet, 1.9 GTI 91> 98 / 306 1.8 Cabriolet 94> / 205 1.9 Rallye 91> 98 / 306 2.0i 16V GTI 97> / 306 Break 98> / 306 2.0 16V XSI 97> Tras. Sist. Bendix



129.8x56.2x17.5

**SYL-1141**

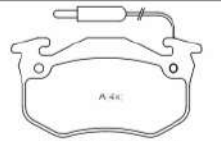
306 97> / 306 Break, 1.8, 2.0 98> Partner 1.1, 1.4, 1.8, 1.9 96> Diant. Sist. Girling



145.0x61.3x18.5

**SYL-1142**

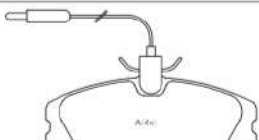
Boxer 1.9, 2.5TD 1400 94> Diant. Sist. Girling



105.2x54.8x18.0

**SYL-1143**

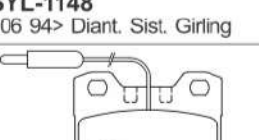
205 1.0, 1.1, 1.4, 1.6, 1.8 83>86 Diant. Sist. Bendix



130.0x59.0x18.5

**SYL-1148**

806 94> Diant. Sist. Girling



71.1x60.5x16.5

**SYL-1149**

106 1.0i 91> / 106 1.1i 91>96 / 106 XN 1.0, 1.4 93> Diant. Sist. Teves

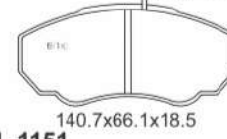
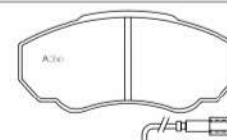
**PEUGEOT**



130.9x52.2x18.0

**SYL-1150**

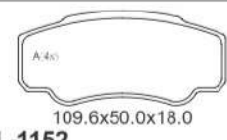
206 1.6i 16V, 2.0 S16 01/01> / 2.0 HDI 90 12/99> Diant. Sist. Bosch



140.7x66.1x18.5

**SYL-1151**

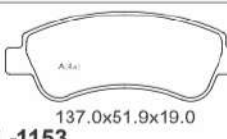
Boxer HDi 2.0, 2.2 04/02> Diant. Sist. Bosch



109.6x50.0x18.0

**SYL-1152**

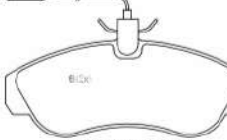
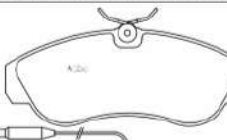
Boxer 2.0i, 2.2 HDi, 2.8 HDi, 2.8 HDi 4x4 02> Tras. Sist. Bosch



137.0x51.9x19.0

**SYL-1153**

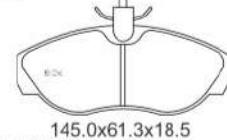
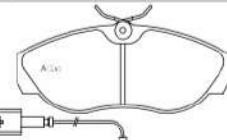
206 CC 1.6 16V 01> / 307 1.6, 1.6 16V, 2.0, 2.0 16V 02> Diant. Sist. Bosch



159.8x64.0x18.5

**SYL-1182**

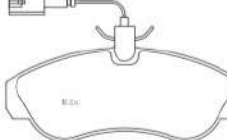
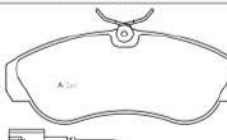
Boxer 2.5TD 1800 94> Diant. Sist. Girling



145.0x61.3x18.5

**SYL-1198**

Boxer 1.9 D 00>02 Diant.

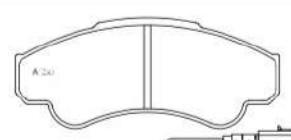


159.8x64.0x18.5

**SYL-1199**

Boxer 2.5 TD Serie 1800 00>02 Diant.

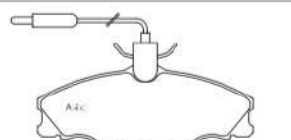
**PEUGEOT**



164.8x69.2x19.0

**SYL-1204**

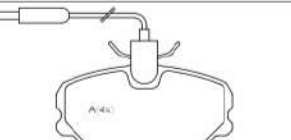
Boxer 2.8 HDI / 2.8 HDI 4x4 04/02> Diant. Sist. Bosch



130.0x52.9x18.6

**SYL-1320**

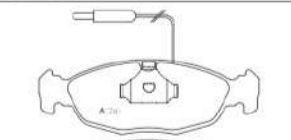
406 1.6, 1.8i 16V, 2.0i 16V 95> / 406 1.9 TD, 1.9 TD Break, 2.0i 16V Break, 2.0i 16V Turbo Break, 2.0i Turbo, 2.1 TD, 2.1 TD Break 96> / 406 1.8i, 1.8i 16V Break, 1.8i Break 97> Diant. Sist. Girling



94.8x48.6x17.0

**SYL-1321**

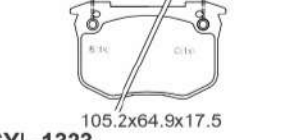
306 2.0, 2.0 S16 93> / 405 1.4, 1.6, 1.8, 1.9 87> Diant. Sist. Bendix



140.2x48.1x15.8 (A)  
141.3x48.1x15.8 (B)

**SYL-1322**

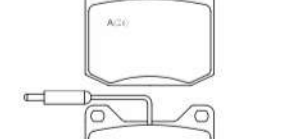
106 1.4 ABS 95> / 106 1.6 16V 96> / 306 1.1, 1.4, 1.6, 1.8, 1.9 93> / 306 1.8, 2.0, Break 98> Diant. Sist. Teves



105.2x64.9x17.5

**SYL-1323**

504, 505 82> / Pick-up T4B, T5B 90> Diant. Sist. Bendix

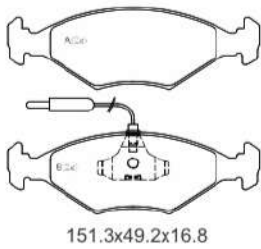


78.4x64.5x16.5

**SYL-1324**

504 e 505 GR, GRD, 505 Rural 82> Diant. Sist. Tensa

**PEUGEOT**



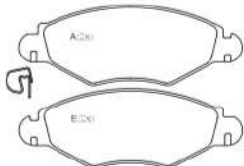
151.3x49.2x16.8

**SYL-1325**  
504, 505 93> Diant. Sist. Teves



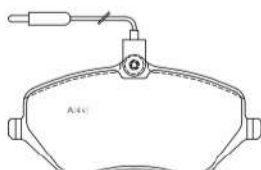
130.8x47.2x17.3

**SYL-1326**  
206 1.0 16V (Brasil) 01> / 206 1.1, 1.4, 1.6, 1.9D, 1.9TD 98> / 306 1.4i 97> Diant. Sist. Bendix



130.8x47.2x17.3

**SYL-1327**  
207 HB (Hatch) XR 1.4 Flex 8V, 207 HB (Hatch) XR S 1.4 Flex 8V, 207 SW (Perua) XR 1.4 Flex 8V, 207 SW (Perua) XR S 1.4 Flex 8V, 207 Passion (Sedan) XR 1.4 Flex 8V, 207 Passion (Sedan) XR S 1.4 Flex 8V 08> / 206 Moonlight 1.4 8V 07> / Hoggar XR 1.4 8V, XL-Line 1.4 8V, Escapade 1.6 16V 10> Diant. Sist. Bendix



162.4x79.0x16.5

**SYL-1328**  
407 2.0 HDi 135 FAP, 2.0i, 2.2i, 3.0i V6 04> Diant. Sist. Lucas



86.0x56.6x17.8

**SYL-1329**  
407 Berlina, Wagon 1.6, 1.8, 2.0, 2.2, 3.0 05/04> Tras. Sist. Lucas



63.8x57.4x17.0

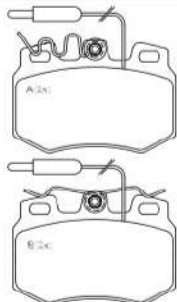
**SYL-1330**  
406 2.0 95>96 / 406 2.0 16V 00> 3.0 95>04 Tras. Sist. Teves

**PEUGEOT**



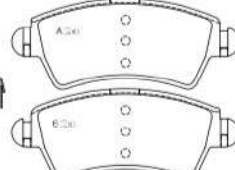
136.9x57.3x18.3

**SYL-1331**  
207 HB (Hatch) XS 1.6 Flex 16V, 207 HB (Hatch) XS Autom. 1.6 Flex 16V, 207 SW (Perua) XS Autom. 1.6 Flex 16V, 207 Escapade (Perua) 1.6 Flex, 207 Passion (Sedan) XS 1.6 Flex 16V, 207 Passion (Sedan) XS Autom. 08> Diant. Sist. Girling



90.0x62.8x17.5

**SYL-1332**  
106 1.4D, 1.4i XT, 1.4i XS i 91>94 / 205 945CC, 954CC, 1.0, 1.1, 1.4, 1.6i, 1.8 D 84>93 / 309 1.1, 1.3, 1.6, 1.6i, 1.7 D, 1.9 D 86>93 Diant. Sist. Girling



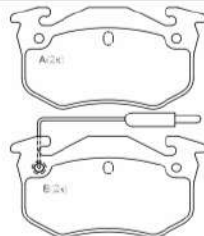
131.0x52.5x18.0

**SYL-1333**  
206 Soleil 1.6 16V 01> Diant. Sist. Bosch



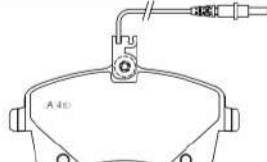
63.8x57.4x17.0

**SYL-1334**  
406 2.0 HDi 11/95> / 605 2.0i 06 / 89>09/99 Tras. Sist. Teves



105.2x54.5x11.5

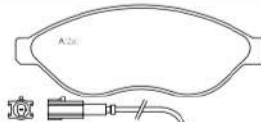
**SYL-1335**  
306 1.8 93> / 306 2.0 93> Tras. Sist. Bendix



131.4x66.8x19.2

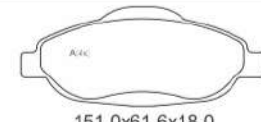
**SYL-1336**  
407 1.6 16V HDi, 1.8 16V, 2.0 16V HDi, 2.0 HDi 04> Diant.

**PEUGEOT**



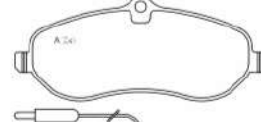
169.2x61.8x19.2

**SYL-1337**  
Boxer 30 2.2, 30 3.0 HDi, 33 2.2, 33 3.0 HDi 06> Diant. Sist. Brembo



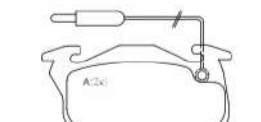
151.0x61.6x18.0

**SYL-1338**  
308 SW 1.4i 16V, SW 1.6i 16V, 1.6i 16V Turbo, SW 1.6 16V HD, SW 2.0i 16V 07> 408 2.0 11> Diant. Sist. Bosch



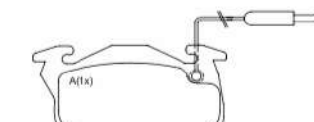
162.0x66.5x18.9

**SYL-1339**  
Expert 2.0 16V, 1.6 D Multijet, 2.0 D Multijet 07> Diant. Sist. TRW



105.0x54.0x17.5

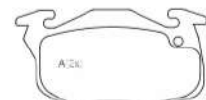
**SYL-1345**  
106 1.0i, 1.1i, 1.4i, 1.5D 91> / 106 1.3, 1.3i 94> / 106 1.3i Rallye, 1.4D, 1.6i 91>96 / 306 1.1, 1.4 93> Diant. Sist. Bendix



105.0x54.2x17.5

**SYL-1349**  
405 GL 92> / 405 1.6, 1.8, 2.0 93>00 Diant. Sist. Bendix

**PEUGEOT**



105.0x54.0x17.5

**SYL-1356**  
106 II 1.4i XS 96> / 205 I Sedan / Cabriolet (741A/C) / (741B, 20D) 83>94 Diant. Sist. Bendix



136.9x57.3x18.3

**SYL-2140**  
307 1.6, 1.6 16V, 2.0 02> / 2008 1.6 15> Diant.



95.2x46.7x17.3

**SYL-2142**  
307 2.0 16V 04> Tras.



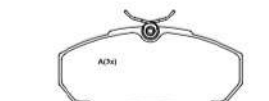
189.2x69.5x16.5

**SYL-2144**  
Expert Business 1.6 Turbo, Business Pack 1.6 Turbo, Expert Minibus 1.6 Turbo 18> Diant. Sist. Teves



151.5x47.3x16.8

**SYL-2182**  
208 1.5 16V 13> Diant.



140.7x66.0x18.5

**SYL-2191**  
Boxer 2.3 10> / Boxer Hdi 2.0, HDi 2.2 04/02> / Boxer Série 290, 330 02>04 / Boxer Série 290, 330 05> Diant.



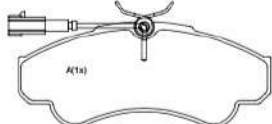
**PEUGEOT**



109.6x49.9x18.0

**SYL-2192**

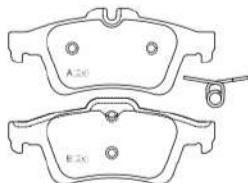
Boxer 2.0i, 2.2 Hdi, 2.8 Hdi, 2.8 Hdi 4x4 04/02> / Boxer 2.3 10> / Boxer Série 290, 330 04/02>04 / Boxer Série 290, 330, 350-2.2 Hdi, 350-2.8 Hdi, 350-2.8 Hdi 4x4 05> / Boxer Série 350-2.2 Hdi, 350-2.8 Hdi, 350-2.8 Hdi 4x4 02>04 Tras.



164.8x68.9x18.3

**SYL-2193**

Boxer 2.8 HDI, 2.8 HDI 4x4 04/02> / Boxer 2.3 10> Boxer Serie 350-2.2 Hdi, 350-2.8 Hdi, 350-2.8 Hdi 4x4 02>04 Diant.



122.8x51.7x16.4

**SYL-2234**

508 1.6 THP 16V 11> Tras. Sist. Teves



103.8x56.0x17.0

**SYL-2320**

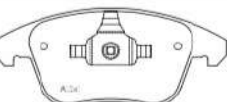
3008 1.6 THP 16V, 2.0 16V 09> / RCZ 1.6 16V, 2.0 HDI 03/10> Tras. Sist. Girling



155.2x70.35x16.3

**SYL-2321**

5008 1.6 Turbo 16V 18> Diant. Sist. Teves



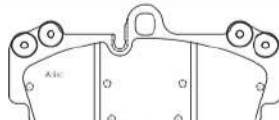
155.2x66.3x19.0 (A)

155.2x71.6x19.0 (B)

**SYL-3282**

508 1.6 THP 16V 11> Diant. Sist. Teves

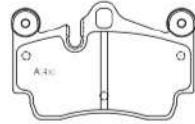
**PORSCHE**



190.2x106.5x16.6

**SYL-1414**

Cayenne 3.2 V6 09/02>99 Diant. Sist. Brembo



112.1x73.2x15.0

**SYL-1415**

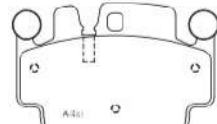
Cayenne 09/02> Tras. Sist. Brembo



112.3x73.0x15.0

**SYL-1560**

911 Carrera-4 3.4 01> / Boxster 2.5 V6 24V, 2.7, S 3.2 96> Tras. Sist. Brembo



121.2x89.0x16.8

**SYL-1561**

Cayman 3.4 S 06> Diant. Sist. Brembo

**PUMA**



98.0x67.9x15.4

**SYL-1088**

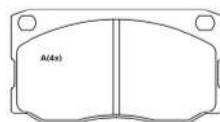
GTB 77>79 / GTB S2, S3 79>84 Diant. Sist. Varga



78.3x64.2x15.4

**SYL-1108**

GTB 73>76 Diant. Sist. Varga



139.3x75.5x18.5

**SYL-1226**

914 89> Diant. Sist. Varga

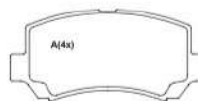


55.7x53.0x15.0

**SYL-1401**

GTI, P018, GTC 81>84 / GTE 69>80 / GTS 70>80 Diant. Sist. Teves

**RELY**



119.0x69.5x15.6

**SYL-1024**

Link 1.3 16V 11> / Pick-Up Q22B CS 1.0, Q22D CS 1.0, Q22E CD 1.0 11> / Van Q22 1.0 11> Diant.

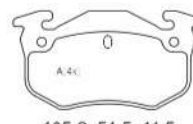
**RENAULT**



87.2x53.0x15.0

**SYL-1043**

Megane Scenic 2.0 16V 96> / Megane 1.6 16V Grandtour, 2.0 16V Grandtour 07> / Fluence 2.0 16V 10> Tras. Sist. Girling



105.2x54.5x11.5

**SYL-1140**

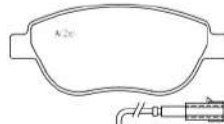
Clio 1.4S, 1.7, 1.8, 1.8 RSI (ABS) 91>02/98 / 1.8i 16V, 2.0i 16V Williams 90>02/98 / R19 1.2 Chamade, 1.4 Chamade (ABS) 09/88>96 / 1.7 Chamade (ABS) 09/88>04/92 / 1.7 Chamade (D53C) TXE/RT 91>04/92 / 1.7 Chamade (D53C) TXE/RT (ABS) 05/92>95 / 1.8 Chamade (ABS) 009/88>95 / 1.8i 16V Chamade 90>96 / 1.9 d/d Chamade (ABS) 09/88>96 / Cabrio 2.0 16V 96> / Megane Coupé 16V 96> / R-11 1.4 Turbo 83>88 / R-5 1.4 Turbo, 1.7 Turbo 84> / R-9 1.4 Turbo 81>88 Tras. Sist. Bendix



131.0x47.2x17.3

**SYL-1146**

Kangoo 1.0i, 1.2i, 1.4i, 1.6i, 1.9D 97> Diant. Sist. Girling

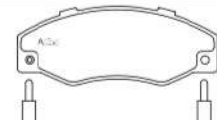


136.9x57.3x18.3

**SYL-1202**

Laguna 1.6, 1.8, 2.0, 2.2 T/TD, 3.0 V6 93> Diant. Sist. Bosch

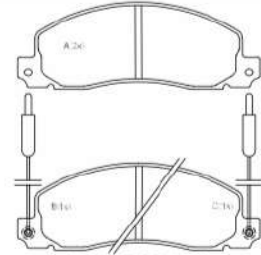
**RENAULT**



123.0x49.1x16.0

**SYL-1340**

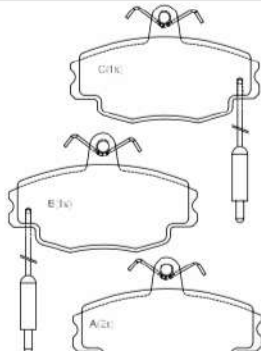
Nevada 2.0, 2.1, 2.2 85>96 / R21 2.0, 2.1, 2.2, 86>94 Diant. Sist. Bendix



155.7x56.5x18.0

**SYL-1341**

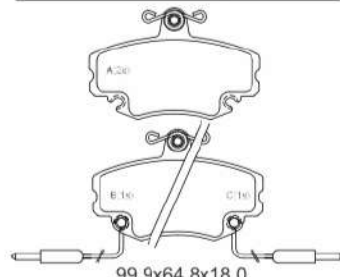
Trafic 1.4, 1.6, 1.7, 2.0, 2.1 84> / Trafic 2.2, 2.4, 2.5, 89> / Trafic Furgão 91> Diant. Sist. Bendix



100.0x64.0x18.0

**SYL-1342**

Espace 2.0, 2.1 84>91 / Nevada 1.7 85>94 / R5 1.1 87> / R5 1.2 84> / R9 1.1, 1.2, 1.4, 1.4 Turbo, 1.6, 1.7, 81>89 / R18 1.4, 1.6, 2.0, 2.1 82>86 / R19 RT, Fuego 93> / R20, 1.6, 2.0, 2.1, 2.2 80>84 / R21 1.4, 1.7 86>94 / Rapid 1.0, 1.1 88> / Rapid 1.2, 1.4, 1.6, 1.9 86> / Twingo 1.1, 1.2 93> Diant. Sist. Girling



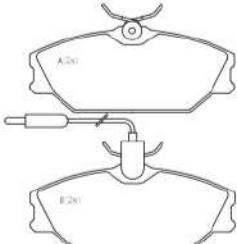
99.9x64.8x18.0

**SYL-1343**

Clio RL 1.0, RN 1.0 99> / Clio RL 1.6, RN 1.6, RT 1.6 96>00 / Clio RT 1.6 16V 01> / Clio Sedan RN 1.6 16V, Sedan RT 1.6 16V 00> / Megane Hatch RT 1.6 16V 98> / Megane Hatch RXE 1.6 16V 00> / Megane Hatch RXE 2.0 98>00 / Megane Sedan RT 16V 00> / Megane Sedan RT 2.0 98>00 / Megane Sedan RXE 2.0 98> / R19 RN 96> / Clio RN 1.6 16V 01> / R19 Chamade 1.7 GTX, 1.7 TXE 93> / Megane Grandtour 1.6 16V, 2.0 16V 07> Diant. Sist. Girling



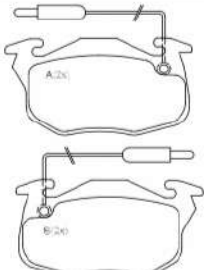
**RENAULT**



129.9x55.4x18.5

**SYL-1344**

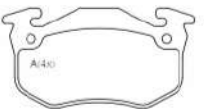
Espace 2.9i V6 91>96 / Laguna 1.6, 1.8, 2.0, 2.2 T/TD, 3.0 V6 93> / Laguna Grandtour 1.6, 1.8, 1.9D, 2.0, 2.2 D/TD, 2.9, 3.0 V6 95> / Megane Cabrio, Coach 2.0 16V 96> / Megane Scenic 1.6 98> / 1.9D, 1.9DTi, 1.9TD 2.0 96> / R5 1.4 Turbo 84>91 / Safrane 2.0 16V, 2.1 TD, 2.2 TD, 2.2i, 2.5 20V, 2.5TD, 3.0 V6 4x4, 4x4 Biturbo 92> Diant. Sist. Girling



105.0x54.0x17.5

**SYL-1345**

Clio 93> / Espace 2.0, 2.1 84>91 / Express 1.2, 1.4, 1.6, 1.9 92> / Nevada 1.7 85>94 / R19 RN/RT 93> / R20 1.6, 2.0, 2.1, 2.2 80>84 / R21 1.4, 1.7 86>94 / Rapid 1.0, 1.1 88> / Rapid 1.2, 1.4, 1.6, 1.9 86> Diant. Sist. Bendix



105.0x54.7x14.5

**SYL-1346**

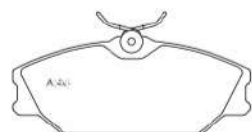
Twingo 1.1, 1.2 93> Diant. Sist. Bendix



99.5x64.5x16.0

**SYL-1347**

R15 1.4, 75>84 / R 12 1.3 70>80 / R 12, R 18, R 45 84>90 / R 18 1.4, 1.6 78>82 Diant. Sist. Citroen

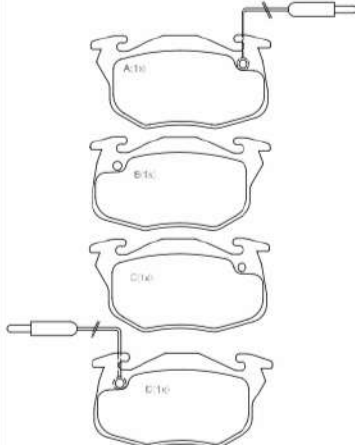


129.9x55.4x18.5

**SYL-1348**

Espace 2.9i V6 91>96 / Laguna 1.6, 1.8, 2.0, 2.2 T/TD, 3.0 V6 93> / Laguna Grandtour 1.6, 1.8, 1.9D, 2.2D/TD, 2.9, 3.0 V6 95> / Megane Cabrio, Coach 2.0 16V 96> / Megane Scenic 1.6 98> / 1.9D, 1.9DTi, 1.9TD 2.0 96> / R5 1.4 Turbo 84>91 / Safrane 2.0 16V, 2.1 TD, 2.2 TD, 2.2i, 2.5 20V, 2.5TD, 3.0 V6 4x4, 4x4 Biturbo 98> / Megane Grandtour 1.6 16V, 2.0 16V 07> Diant. Sist. Girling

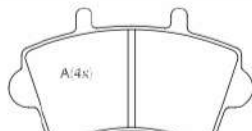
**RENAULT**



105.0x54.2x17.5

**SYL-1349**

R5, R9, R11, R12, R18, R19, R20, R21 85> / Express 1.2, 1.4, 1.6, 1.9 92> / Nevada 1.7 85>94 / Rapid 1.0, 1.1, 1.2, 1.4, 1.6, 1.9 86> / Clio 1.2, 1.4, 1.9 90> / Clio, R19 RNT/RT 93> Diant. Sist. Bendix



138.8x79.8x18.0

**SYL-1350**

Master 1.9 Dti, 1.9 Dci 09/00> / 2.2 Dci 16V 10/00> / 2.5 Dci, 2.8 Dti 10/01> Diant. Sist. Bosch



115.8x51.2x16.5

**SYL-1351**

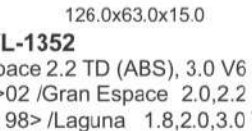
Master 1.9 Dti, 1.9 Dci 09/00> / 2.2 Dci 16V 10/00> / 2.5 Dci, 1.8 Dti 10/01> Tras. Sist. Bosch



126.0x63.0x15.0

**SYL-1352**

Espace 2.2 TD (ABS), 3.0 V6 97>02 / Gran Espace 2.0, 2.2 TD, 3.0 98> / Laguna 1.8, 2.0, 3.0 V6 97> Tras. Sist. Brembo



126.0x59.0x14.8

**SYL-1353**

Laguna 1.8, 2.0, 3.0 V6 94>97 R21, Nevada 2.0, 2.1, 2.2 86>94 Tras. Sist. Girling

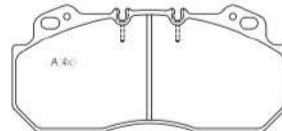


126.0x59.0x14.8

**SYL-1354**

Laguna 1.8, 2.0, 3.0 V6 94>97 R21, Nevada 2.0, 2.1, 2.2 86>94 Tras. Sist. Girling

**RENAULT**



249.0x114.0x27.0

**SYL-1354**

AE Series, Magnum 92> Diant. Sist. Lucas



126.0x59.0x14.8

**SYL-1355**

Laguna 1.8, 2.0, 3.0, V6 94/97 Tras. Sist. Girling



105.0x54.0x17.5

**SYL-1356**

Clio I (B/C57, 5/357) 1.1 91>98, Express (F40, G40) 1.2 (F406, G40A) 85>98 Diant. Sist. Bendix



99.9x64.8x18.0

**SYL-1357**

Express 1.2, 1.4, 1.6, 1.9 92> / Megane 1.4, 1.6, 1.9, 2.0 96> / Espace 2.0, 2.1 84>91 / Nevada 85>94 / R5 1.1 87> / R5 1.2 84> / R9 1.1, 1.2, 1.4, 1.4 Turbo, 1.6, 1.7 81>89 / R18 1.4, 1.6, 2.0, 2.1 82>86 / R19 RT, Fuego 93> / R20 1.6, 2.0, 2.1, 2.2 80>84 / "1.4, 1.7 86>94 / Rapid 1.0, 1.1 88> / Rapid 1.2, 1.4, 1.6, 1.9 86> / Twingo 1.1, 1.2 93> / Sandero Authentique 1.0 16V Hi-Flex, Authentique 1.6 8V Hi-Torque, Expression 1.0 16V Hi-Flex, Expression 1.6 8V Hi-Torque, Privilège 1.6 16V Hi-Flex, Stepway 1.6 16V Hi-Flex 08> / Logan Authentique 1.0 16V Hi-Flex, Authentique 1.6 8V Hi-Torque, Expression 1.0 16V Hi-Flex, Expression 1.6 8V Hi-Torque, Privilège 1.6 8V Hi-Torque, Privilège 1.6 16V Hi-Flex 08> / Clio RL 1.0, RN 1.0 99> / Clio RL 1.6, RN 1.6, RT 1.6 96>00 / Clio RT 1.6 16V 01> / Clio Sedan RN 1.6 16V, Sedan RT 1.6 16V, SI 1.6 16V 00> / Megane Hatch RN 1.6, Hatch RT 1.6 98> 00 / Megane Hatch RT 1.6 16V 98> / Megane Hatch RXE 1.6 16V 00> / Megane Hatch RXE 2.0 98>00 / Megane Sedan RT 16V 00> / Megane Sedan RT 2.0 98>00 / Megane Sedan RXE 2.0 98> / R19 RN, R19 RT 96> / Symbol 09> Diant. Sist. Girling

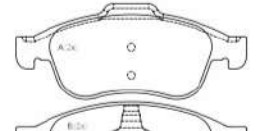


136.8x59.0x17.3

**SYL-1358**

Megane II 1.4 16V 10/03 / Megane II 1.5 DCI, 1.6 16V, 1.9 DCI, 2.0 16V 11/02> / Megane II 1.6, 1.6 Conversivel, 1.6 Coupe, 1.9 DCI Conversivel, 1.9 DCI Coupe, 2.0, 2.0 Conversivel, 2.0 Coupe 09/03>> Diant. Sist. Bosch

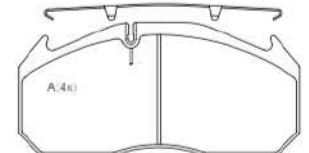
**RENAULT**



155.1x64.7x18.0 (A)  
155.1x59.4x18.0 (B)

**SYL-1359**

Fluence 2.0 16V, 1.6 16V / Duster 2.0 16V 11> / Fluence GT 13> / Duster Oroch Dynamique 2.0 16V 16> Diant. Sist. Teves



249.6x118.4x28.0

**SYL-2292**

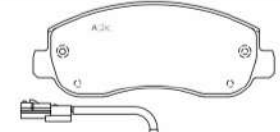
AE-Series/Magnum / Premium 00> / R 380.17, 380.19 / R 385 TL 93>96 Diant.



116.3x52.5x17.5

**SYL-2340**

Duster Oroch Dynamique 1.6 16V, Expression 1.6 16V 16> / Duster 1.6 16V 11> Diant. Sist. TRW



163.8x65.0x17.5

**SYL-2341**

Novo Master 2.3 13> Diant.



128.0x59.5x17.6

**SYL-2342**

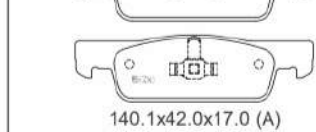
Novo Master 2.3 13> Tras.



140.1x42.0x17.0 (A)  
140.1x40.0x17.0 (B)

**SYL-2343**

Novo Logan 1.0 16V, 1.6 8V 14> / Novo Sandero 1.0 16V, 1.6 16V, 1.6 8V 14> Diant. Sist. Teves



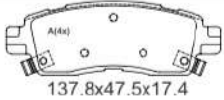
101.0x41.0x15.0

**SYL-2344**

Kwid 1.0 12V 17> Diant.



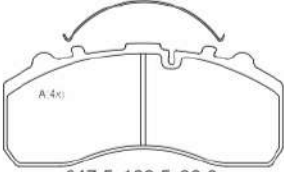
**SAAB**



137.8x47.5x17.4

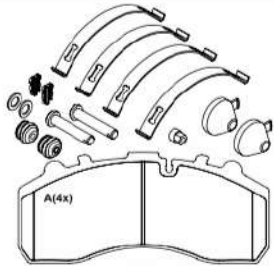
**SYL-2093**  
9-7X 4.2, 5.3 05> Tras.

**SCANIA**



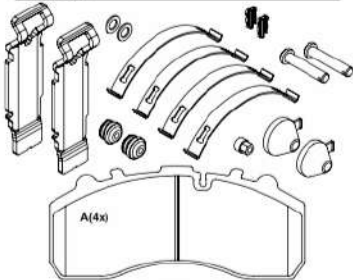
247.5x109.5x30.0

**SYL-1300**  
K124 EB 4x2, 6x2, 8x2 00> / L94 IB/  
UB 00> Diant./Tras. Sist. Knorr



247.5x109.5x30.0

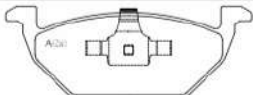
**SYL-1300K**  
K-124 EB 8x2, K-124 EB 4x2, 6x2,  
8x2 00> / L94 IB/UB 00> K-230 4x2,  
K-270 4X2, K-340 4x2, K-380 4x2,  
6x2, K-420 4x2, 6x2 08> / P-340  
(P, G, R) 07> Diant./Tras. Sist. Knorr  
Bremse



247.5x109.5x30.0

**SYL-1300KC**  
K-124 EB 8x2, K-124 EB 4x2, 6x2,  
8x2 00> / L94 IB/UB 00> K-230 4x2,  
K-270 4X2, K-340 4x2, K-380 4x2,  
6x2, K-420 4x2, 6x2 08> / P-340  
(P, G, R) 07> Diant./Tras. Sist. Knorr  
Bremse

**SEAT**



145.8x54.7x19.2

**SYL-1042**  
Leon 1.6, 1.8, 1.9 / Toledo 1.8 16V  
GT, 1.9 Turbo, 2.0 16V 99> / Fabia  
1.6, 1.8, 1.9 99> Diant. Sist. Teves



87.2x53.0x14.7

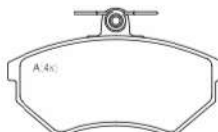
**SYL-1043**  
Cordoba 1.8, 2.0 GTI 93> / Ibiza GLX  
1.6, 1.8 93> / Ibiza 1.8 16V, 2.0 GTI 16V  
93> / Leon 1.6, 1.8, 1.9 99> / Toledo  
1.8, 2.0 91> Tras. Sist. Girling

**SEAT**



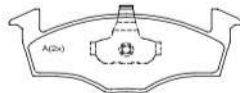
119.0x69.5x15.6

**SYL-1044**  
Cordoba 2.0 GTI 93> / Ibiza 1.8  
16V, 2.0 GTI 16V 93> / Inca 1.4,  
1.6, 1.9 95>96 / Toledo 1.8, 2.0  
91> / Toledo 1.8 16V GT 95>98  
c/ mola Diant. Sist. Girling



119.0x69.5x15.6

**SYL-1045**  
Cordoba 2.0 GTI 93> / Ibiza 1.8 16V, 2.0  
GTI 16V 93> / Inca 1.4, 1.6, 1.9, 95>96 /  
Toledo 1.8, 2.0 91> / Toledo 1.8 16V GT  
95>98 s/ mola Diant. Sist. Girling



141.5x50.6x16.5



141.5x51.6x16.5

**SYL-1046**  
Arosa 1.0, 1.4, 1.7 SDI 97> /  
Cordoba 1.4 08/95>05/99 Diant.  
Sist. Teves

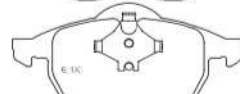


156.2x73.8x19.5

**SYL-1050**  
Toledo 2.3i V5 99> Diant. Sist. Teves



156.2x73.8x19.5



156.2x73.8x19.5



156.2x73.8x19.5

**SYL-1052**  
Leon 1.8T Coupe 00>Toledo 1.8 20V,  
2.3 5V 04/99> Diant. Sist. Teves

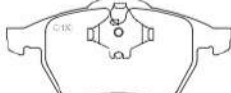
**SEAT**



156.2x73.8x19.5



156.2x73.8x19.5

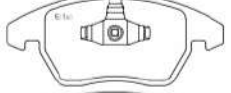


156.2x73.8x19.5

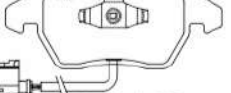
**SYL-1054**  
Alhambra 1.9, 2.0 96> Diant. Sist.  
Teves



156.4x71.4x19.5



155.2x66.0x19.5



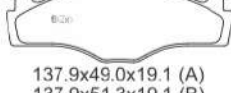
156.4x71.4x19.5

155.2x66.0x19.5

**SYL-1059**  
Toledo 04>10 / Toledo 1.6i, 1.9 TDi,  
2.0 Fsi 04>11 Diant.



137.9x49.0x19.1 (A)

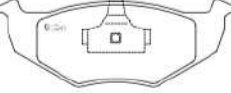


137.9x51.3x19.1 (B)

**SYL-1360**  
Cordoba 1.4, 1.6, 1.8 93> Cordoba 1.7  
93>96 / Ibiza 1.4, GLX 1.6, 1.8 93>  
Toledo 1.6, 1.8 91>95 / Inca 1.4, 1.6 11/  
95> Diant. Sist. Kelsey Hayes



141.5x50.6x18.5

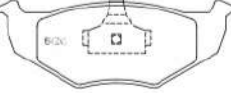


141.5x51.6x18.5

**SYL-1361**  
Cordoba 1.6i 08/95>05/99 / Cordoba  
1.6 SE, SXE Vario 97> / Cordoba 1.8i  
08/95> / Ibiza 1.6i 08/95>07/99 / Toledo  
1.6 95> Diant. Sist. Teves



141.5x50.6x15.5



141.5x51.6x15.5

**SYL-1400**  
Cordoba 1.4i, 1.4i 16V 05/99 / 1.6i  
06/99 / 1.9 97> / Ibiza 1.4i 08/99 /  
1.7, 1.9 Sdi 97> Diant. Sist. Teves

**SEAT**



131.4x62.8x18.2

**SYL-1411**  
Cordoba 1.4 TDI, 1.4 16V, 1.9 SDI,  
1.9 TDI 02>10 / Ibiza 1.4 16V, 1.9 TDI  
Diant.



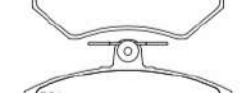
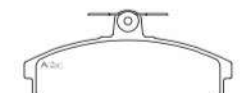
131.4x62.8x18.2

**SYL-1416**  
Ibiza 1.4 16V 06>08 Diant. Sist. Girling



105.5x56.0x17.0

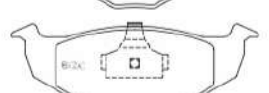
**SYL-2040**  
Toledo 1.6i, 1.9 Tdi, 2.0 Fsi 04>11  
Tras.



119.0x69.5x19.0

**SYL-2044**  
Exeo 1.6 16", 2.0 Tdi CR 16/17" 09>  
Diant. Sist. Girling

**SKODA**



141.5x50.6x15.5

141.5x51.6x15.5

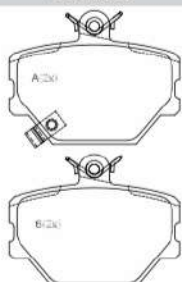
**SYL-1400**  
Fabia 1.2 02>08 / Fabia 1.0 99>00 /  
Fabia 1.4 00>11 / Fabia 1.4 TDi  
03>04 / Fabia 1.4 16V, 2.0 99>12 /  
Fabia 1.9 TDi 01>07 Diant. Sist.  
Teves



131.4x62.8x18.2

**SYL-1411**  
Fabia 2.0 99> Diant. Sist. Teves

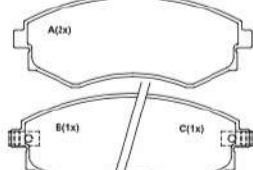
**SMART**



90.0x69.8x15.0

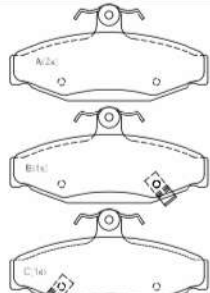
**SYL-1530**  
For Two Coupê II 07> Diant. Sist. Bosch

**SSANGYONG**



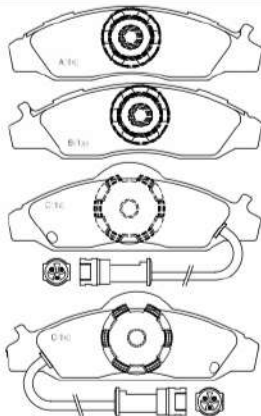
137.0x54.0x17.0

**SYL-1022**  
Rextron 02> Diant. Sist. Sumitomo



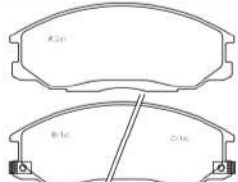
113.9x55.0x14.4

**SYL-1166**  
Korando 2.0i, 2.3i, 2.3i Cabrio, 3.2i, 2.9D Cabrio 97>99 / Musso 2.0, 2.3 TD, 2.9 Tdi 95>98 / Musso 2.9 DTIC 98>00 Tras. Sist. Bendix



169.5x50.0x15.6 (A/B)  
169.5x59.2x15.6 (C/D)

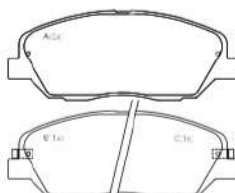
**SYL-1810**  
Korando 2.0i, 2.3i, 2.3i Cabrio, 2.9D, 2.9D Cabrio, 2.9Tdi, 3.2i 97>99 / Korando 2.2D 88>96 / Musso 2.0, 2.3TD, 2.9Tdi 95>98 Diant. Sist. Girling



149.0x58.0x16.5

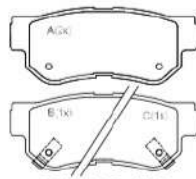
**SYL-2262**  
Actyon 2.0 4x4, Sports Pick-Up 08>/ Rextron RX 270 03> Diant. Sist. Akebono

**SSANGYONG**



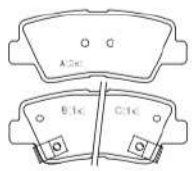
156.4x60.6x17.0

**SYL-2264**  
Actyon 2.0 4x4 08> Diant. Sist. Akebono



98.5x41.0x15.0

**SYL-2276**  
Rextron 03> Tras. Sist. Mando



100.0x41.25x14.7

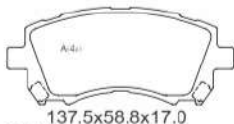
**SYL-5263**  
Korando 2.0 10> Tras.

**SUBARU**



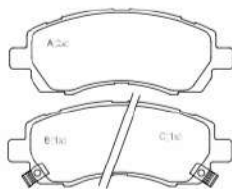
108.4x41.5x14.5

**SYL-1364**  
Forester 2.0, 2.0 S Turbo 09/02> /2.0, 2.0 S Turbo (ABS) 07/97>09/02 / Impreza 1.6, 1.6 AWD TS 01/01> /2.0i 4WD (ABS) 01/99>12/00 / 2.0i WRX 09/98>12/00 / 2.0i 01/01> / 2.0i WRX Sti 11/01> / 2.0i WRX Turbo 01/03> Tras. Sist. Akebono



137.5x58.8x17.0

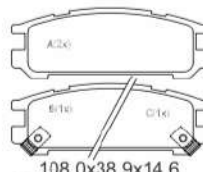
**SYL-1365**  
Forester 2.0, 2.0S Turbo (ABS) 07/97>09/02 / Impreza 1.6 AWD TS 01/01> / 2.0 Turbo 09/98>12/00 / 2.0 Turbo GT 4WD 01/97>08/98 / Legacy 2.0 04/99>12/01 / 2.5i 10/98>12/01 / 2.5i 4WD 06/96>09/98 Diant. Sist. Akebono



137.8x53.8x17.0

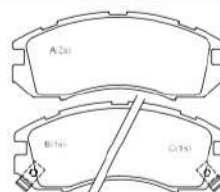
**SYL-1366**  
Legacy 1.8i, 2.0i, 2.2, 2.5 94>97 Diant. Sist. Akebono

**SUBARU**



108.0x38.9x14.6

**SYL-1367**  
Forester 2.0i 97> / Impreza 1.6 09/96>12/00 / 1.6, 1.6 4WD, 1.8 4WD (ABS) 93>08/96 / 2.0i 4WD 93>12/98 / 2.0 Turbo GT 4WD 01/97>08/98 / 2.0 Turbo GT 4WD 93>01/97 / Impreza Coupê (GFC) 1.6, 1.6 4WD, 2.0 4WD (ABS) 96>12/00 / Legacy 1.8, 2.0 (ABS) 89>08/94 / 1.8, 2.0i, 2.0i 4WD (ABS) 09/94>03/99 / 2.0 Turbo 4WD 08/91>12/93 / 2.2i 4WD 89>03/99 / 2.5i 4WD 01/96>09/98 Tras. Sist. Sumitomo



127.4x54.0x16.5

**SYL-1368**  
Impreza 4x2 1.6i, 1.8i 94> / Impreza 4x4 1.6i, 1.8i 93>96 / Justy 1.3i GL 96> / Legacy 1.8i, 2.0i, 2.2i, Berlina 89>93 Diant. Sist. Akebono



127.8x58.0x17.0

**SYL-1369**  
Impreza 2.0 Turbo, Turbo GT 11/93>10/95 / Legacy 1.8 Turbo 4WD 09/89>05/96 / Legacy 2.0i 16V Turbo 4WD, 2.0i GL, GL Wagon 01/93>05/96 / Legacy 2.5 Todos 01/96>05/96 Diant. Sist. Sumitomo



131.6x77.3x16.0

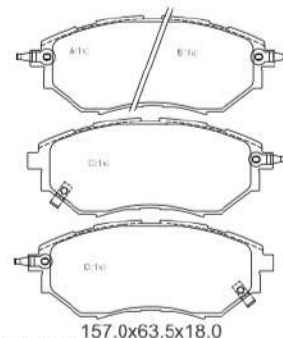
**SYL-2103**  
Impreza 2.5 16V Turbo Sti 08> Diant.



137.0x56.8x16.8

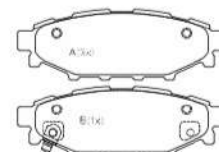
**SYL-2364**  
Legacy IV 2.0i, IV 2.5i 08/03> / Outback 2.5i 11/03> / Impreza WRX Turbo-STI 12/01>12/03 / Impreza 1.5i 16V 4WD, 2.0D 16V 4WD 08> / Forester 2.0i 08> Diant. Sist. Akebono

**SUBARU**



157.0x63.5x18.0

**SYL-2365**  
Outback 3.0i 03/03> / Legacy 3.0i 11/03> Diant. Sist. Akebono



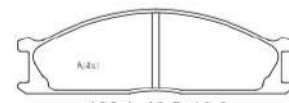
110.3x37.5x13.8

**SYL-2366**  
Impreza 2.5 WRX Sti 08> Tras. Sist. Akebono



76.7x65.5x13.7

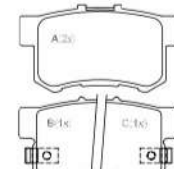
**SYL-3364**  
Impreza 2.0i WRX, 2.0 WRX Turbo 08> Tras. Sist. Brembo



160.1x49.5x16.6

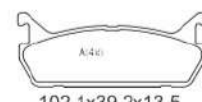
**SYL-4178**  
Impreza 2.5 WRX Sti 08> Tras. Sist. Akebono

**SUZUKI**



88.9x47.5x14.5 (A)  
88.6x47.4x14.5 (B)

**SYL-1258**  
SX4 2.0 16V 06>Tras. Sist. Akebono



102.1x39.2x13.5

**SYL-1289**  
Baleno 1.3i 16V, 1.6i 16V 4x4, 1.8i 16V 07/95>06/02 Tras. Sist. Akebono



**SUZUKI**



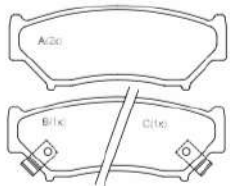
110,0x55,1x14,0

**SYL-1370**  
Sidekick 95> / Vitara 94>95 / Vitara 1.6, 2.0 95> Diant. Sist. Sumitomo



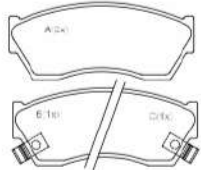
109,5x44,0x14,0

**SYL-1371**  
Swift 1.0 90>95 Diant. Sist. Bendix



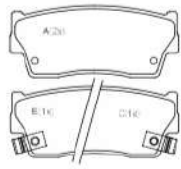
116,5x45,2x15,4

**SYL-1372**  
Sidekick 1.6, 1.6 16V 89> / Vitara 1.6i JLX 88>95, 1.9D, 1.9TD 97> Diant. Sist. Akebono



107,2x44,6x15,0

**SYL-1373**  
Swift 1.0i, 1.3i, 1.3i 4x4, 1.3i Cabrio, 1.6i 4x4 89> / Swift 1.6i 90> / Swift 1.3 GTI, GXI 83>89 Diant. Sist. Akebono



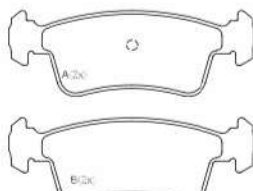
103,4x43,5x14,7

**SYL-1374**  
Vitara 1.6 91>99 Diant. Sist. Akebono



110,5x41,5x14,5

**SYL-1375**  
Camry 1.0, Super Camry 85>99 / Samurai 1.0 4X4, 1.3 4X4, 1.3 4X4 Cabrio, 1.3 4X4 Lang 88> / SJ 410 1.0 4X4 81> / SJ 413 1.3 4X4 84> Diant. Sist. Sumitomo



131,5x45,5x15,0

**SYL-1376**  
Samurai 1.0, 1.3 89>91 Diant. Sist. Akebono

**SUZUKI**



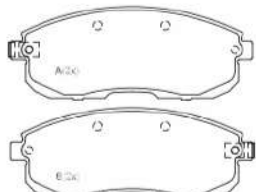
108,5x45,5x15,0

**SYL-1377**  
Alto 1.1 06/02> Diant. Sist. Akebono



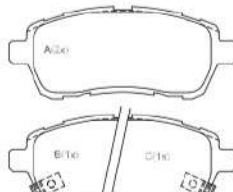
138,1x54,6x17,0

**SYL-1379**  
Vitara 07> Diant. Sist. Tokico



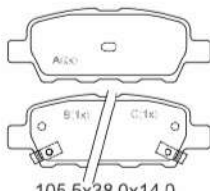
137,0x 54,2x16,5

**SYL-2179**  
SX4 2.0 16V 06> Diant. Sist. Akebono



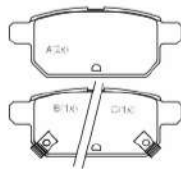
125,6x51,4x16,5

**SYL-2235**  
Swift 1.4, 1.6 02/11> Diant.



105,5x38,0x14,0

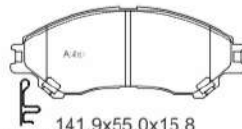
**SYL-3178**  
Grand Vitara 3.6i 16V 07> / Grand Vitara 1.6i 16V, 1.9 DDIS, 2.0i 16V, 2.4i 16V, 2.7i V6 24V, 3.2i V6 24V, 3.6 16V 09> Tras.



98,5x39,6x14,5

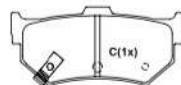
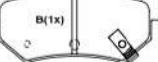
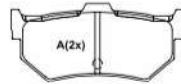
**SYL-3370**  
Swift 1.4, 1.6 02/11> Tras.

**SUZUKI**



141,9x55,0x15,8

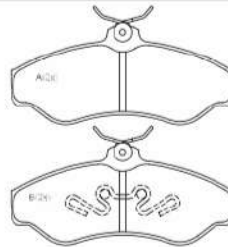
**SYL-3371**  
Vitara 1.4, 1.6 09/15> Diant.



85,3x38,7x13,0

**SYL-3372**  
Swift 1.3 85> Tras.

**TOYOTA**



145,4x63,3x17,0

**SYL-1098**  
Jeep, Perua, Pick-Up Bandeirante 96> Diant. Sist. Varga



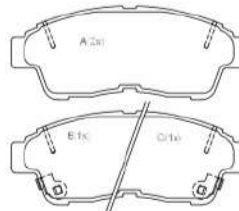
140,2x55,5x15,5

**SYL-1380**  
Hi-Ace 1.8, 2.0, 2.2, 2.4 83>87 / Hilux 4x2 1.8, 2.0 83> / Space Cruiser 1.8, 2.2, 2.4 83>88 Diant. Sist. Akebono



119,5x47,3x15,0

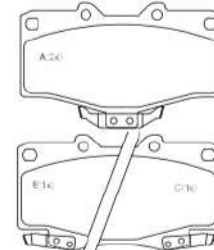
**SYL-1381**  
Camry 1.8, 2.0i, 2.0 TD, 2.0D 82>88 Carina 1.6, 1.8, 2.0 Todos Aro 13" 83>92 / Celica 2.0i GT/Cabrio/ Corolla 1.3, 1.6, 1.8 83>92 / Paseo 1.5i 16V 91> Diant. Sist. Akebono



133,2x52,9x17,5

**SYL-1382**  
Camry SW, XLE 91> / Corolla DX, LE, SW 91> / Corolla (Brasil) 99>05/92 / Corona 2.0 92> Diant. Sist. Sumitomo

**TOYOTA**



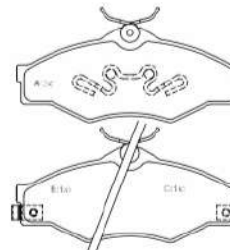
119,0x73,5x15,0 (A)  
119,0x68,0x15,0 (B)

**SYL-1383**  
4 Runner 3.0 89>96 / Pick-up Hilux 4x4 89> Diant. Sist. Sumitomo



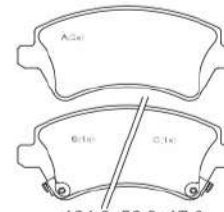
165,7x61,6x18,5

**SYL-1384**  
Dina 3.4, BU 83>89 / Dina 3.7 91> / Dina 4.0 89> / Minibus Coaster (Argentina) 98> Diant. Sist. Sumitomo



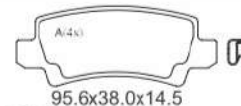
145,7x61,0x15,8

**SYL-1385**  
Hilux 4x2 00> Diant. Sist. Akebono



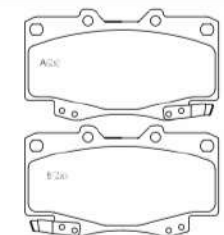
131,6x56,8x17,0

**SYL-1386**  
Corolla 1.6 16V, XLI, 1.8 16V, XE, SE-G (Brasil) 06/02> Diant. Sist. TRW



95,6x38,0x14,5

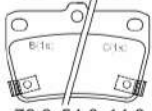
**SYL-1387**  
Corolla 1.6 16V, XLI, 1.8 16V, XEi, SE-G (Brasil) 06/02> Tras. Sist. TRW



119,0x68,0x17,0

**SYL-1388**  
Nova Hilux 05> / Cabine Simples 4X4 Diesel 2.5L 16V Turbo 4X2 Diesel 2.5L 16V Turbo, Cabine Dupla 4X2 Turbo Diesel D-4D 2.5L 16V (STD) Diesel D-4D 3.0L 16V Turbo (SR,SRV) 4X4 Diesel 2.5L 16V Turbo (STD) Diesel D-4D 3.0L 16V Turbo Intercooler (SR, SRV, SRV-AT) Diant. Sist. Sumitomo

**TOYOTA**



78.3x54.0x14.0

**SYL-1389**

Rav 4 1.8 V-Vti 02/01> / 2.0D - 4D  
4WD 09/01> / 2.0 V-Vti 4WD 06/02>  
Tras. Sist. Sumitomo



123.0x60.25x17.5

**SYL-1390**

Rav 4 1.8 V-Vti 02/01> / 2.0D - 4D  
4WD 09/01> / 2.0 V-Vti 4WD 06/02>  
Diant. Sist. Sumitomo



134.5x77.2x17.0

**SYL-1391**

Prado Land Cruiser 3.0 03> / Hilux  
SW4 lux SW4 05> / Hilux 2.7 09>  
Hilux 3.0 09> Diant. Sist. Sumitomo



115.9x44.0x15.7

**SYL-1392**

Prado Land Cruiser 3.0 D-4D,  
4.0i 03> Tras. Sist. Sumitomo



117.0x55.2x17.0

**SYL-1393**

Corolla 1.6, 1.8, 2.0 D 97>02 1.4  
VVTi, 1.6 VVTi, 1.8 VVTi - iTS 2.0 D  
Roda Aro 15" 02> Diant. Sist. Akebono



131.5x58.5x17.5

**SYL-1394**

Camry 2.4 VVTi 01> / Camry 3.0i  
V6 01>05 Diant. Sist. Akebono



141.0x62.5x17.0

**SYL-1395**

Camry 2.2 08/96>11/01 / Camry 3.0i  
03/92> 07/96 Diant. Sist. Sumitomo

**TOYOTA**



82.7x38.5x15.0

**SYL-1396**

Camry 2.2, 3.0i V6 08/96>11/01  
Tras. Sist. Akebono



116.8x59.5x17.0

**SYL-1397**

Camry 2.2 SX, 3.0i V6, 3.0i 24V  
08/96>11/01 Diant. Sist. Akebono



136.8x57.8x18.0 (A)  
136.8x61.4x18.0 (B/C)

**SYL-1398**

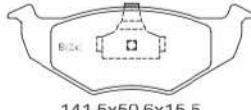
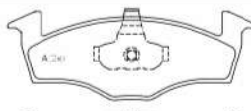
Corolla 1.8 Xli (man.), 1.8 Xli (aut.),  
1.8 XEi (man.), 1.8 XEi (aut.), 1.8 XEG  
(aut.) 04/08> Diant. Sist. Bosch



123.0x59.5x15.5

**SYL-1399**

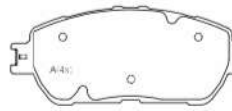
Avensi Verso 2.0 D4-D 08/01> /  
Matrix XR 01/03> / Corolla 1.8 16V  
ABS 03> Diant. Sist. Akebono



141.5x50.6x15.5  
141.5x51.6x15.5

**SYL-1400**

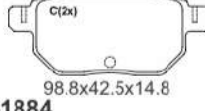
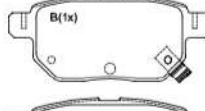
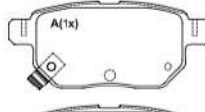
Arosa 1.4 97>05 Diant.



143.1x58.4x17.5

**SYL-1492**

Camry 3.0, 3.3 V6 06> Diant.  
Sist. Akebono

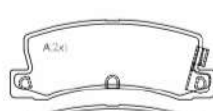


98.8x42.5x14.8

**SYL-1884**

Corolla XRS 2.0 16V 15> /  
Prius 1.8 Hybrid 13>Tras. Sist.  
Akebono

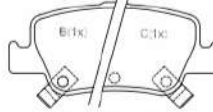
**TOYOTA**



107.8x42.5x15.0

**SYL-2381**

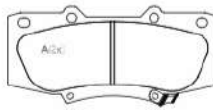
Camry 3.0 92>96 / Camry 3.0  
24V 96>99 / Celica 2.0i 16V  
94>99 Tras. Sist. Akebono



102.0x45.3x15.2

**SYL-2383**

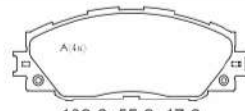
Corolla 1.8 Xli (automático), 1.8  
XEi (manual), 1.8 XEi (automático),  
1.8 XEG (automático) 04/08>  
Tras.



143.5x67.0x16.7

**SYL-2384**

Hilux 2.5 08> Diant.



139.0x55.9x17.0

**SYL-2385**

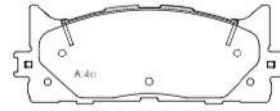
RAV 4 II 2.4 06> Diant.



97.0x49.0x15.0

**SYL-2386**

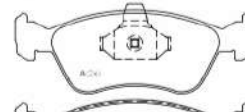
RAV 4 II 2.4 06> Tras.



157.6x56.9x17.5

**SYL-2387**

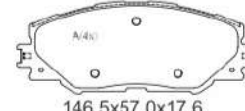
Camry 3.5 08> Diant.



156.8x55.1x18.2

**SYL-2388**

Corona 2.0 92> Diant. Sist. Teves

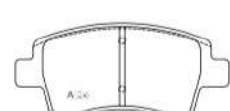


146.5x57.0x17.6

**SYL-3389**

Rav-4 2.0i 16V 06> / Rav-4 2.5  
4x4 14> Diant. Sist. Advics

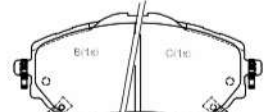
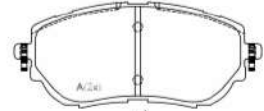
**TOYOTA**



123.0x54.5x14.6

**SYL-4380**

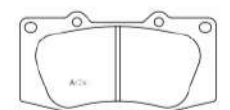
Etiós 1.3, 1.5 16V 13> / Yaris 1.3,  
1.5 16V 18> Diant. Sist. Akebono



134.2x57.2x18.0 (A)  
134.2x63.4x18.0 (B/C)

**SYL-4381**

Novo Corolla 1.8L Gli, 2.0L Altis,  
2.0L Xei 14> Diant.

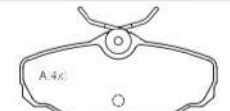


134.5x77.4x17.0

**SYL-4382**

Hilux 2.8 16V SW4, 4.0 24V SW4  
16> Diant.

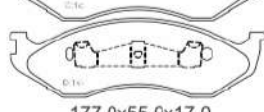
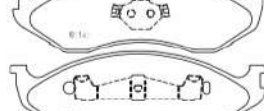
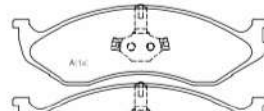
**TROLLER**



94.6x41.6x15.0

**SYL-1082**

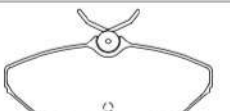
T4 TDi 10/01> Tras. Sist. Varga



177.0x55.0x17.0

**SYL-1123**

T4 TDi 10/00> 09/01 Diant. Sist.  
Kelsey Hayes



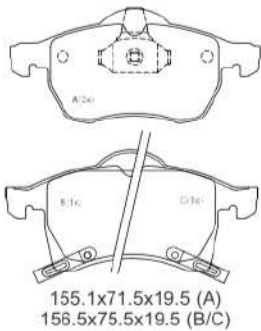
114.2x49.5x15.0

**SYL-1460**

T4 TDi 03> Tras. Sist. Varga



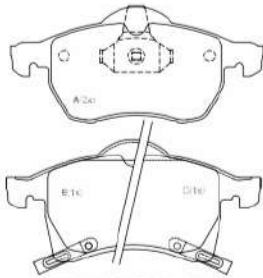
**TROLLER**



155.1x71.5x19.5 (A)  
156.5x75.5x19.5 (B/C)

**SYL-1461**

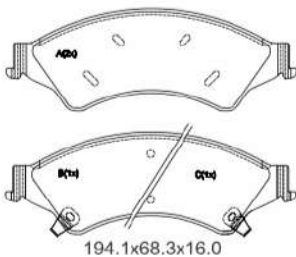
T4 Tdi 10/01>05/10 Diant. Sist. Teves



155.1x71.5x19.5 (A)  
156.5x75.5x19.5 (B/C)

**SYL-1462**

T4 Tdi 06/10> Diant. Sist. Teves

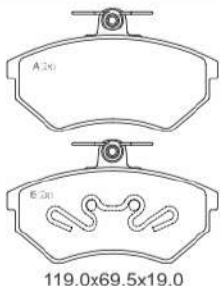


194.1x68.3x16.0

**SYL-4213**

Troller T4 3.2 20V 4X4 15> Diant.

**VOLKSWAGEN**



119.0x69.5x19.0

**SYL-1040**

Caddy 95> / Golf 1.8, 2.0 93> /  
Passat 1.8 (alemão) >96 / Passat,  
Variant 2.8 VR6 91>93 / Passat  
Variant 1.6 96> / Passat Variant 1.8  
90>97 c/ mola Diant. Sist. Girling

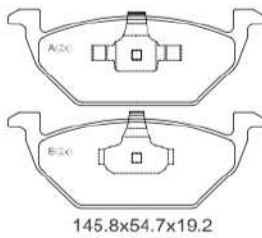


119.0x69.5x19.0

**SYL-1041**

Caddy 95> / Golf 1.8, 2.0 93> /  
Passat 1.8 (alemão) >96 / Passat  
2.8 VR6 91>93 / Passat Variant  
1.6 96> / Passat Variant 1.8  
90>97 s/ mola Diant. Sist. Girling

**VOLKSWAGEN**



145.8x54.7x19.2

**SYL-1042**

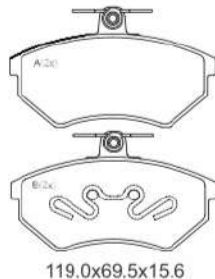
Bora 1.4, 1.8, 1.9 TD 98> / Bora  
2.0 99> / Golf 1.6 8V, 2.0 8V  
(Brasil) 99> / New Beetle 1.9 TD,  
2.0 99> / Fox 1.0 Aro 14", 1.6 02> /  
Space Fox 1.6 Confortline 8V T.  
Flex, 1.6 Plus 8V T.Flex, 1.6 Route  
8V T. Flex 07> / Polo I Motion 1.6,  
Sedan I Motion 1.6, Sportline I  
Motion 1.6 10> / Gol 1.0, 1.6 13> /  
up! 1.0i 16V 14> Diant. Sist. Teves



87.2x53.0x15.0

**SYL-1043**

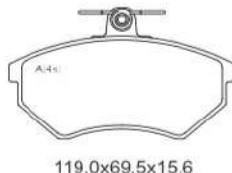
Bora 1.8, 1.9, TD 98> / Bora 2.0  
99> / Golf 1.8, 2.0 93> / Golf GLX,  
GTI 2.0 95> / Golf 1.6, 2.0 (Brasil)  
99> / Golf 1.6, 1.8, 1.9 TDI 98> /  
New Beetle 1.9 TD, 2.0 99> /  
Passat 1.8 >96 / Passat 2.0 95> /  
Passat, Variant 1.6 96> / Passat,  
Variant 1.8 90>97 / Passat, Variant  
2.8 VR6 91>93 / Passat, Variant GL  
2.0 95> Tras. Sist. Girling



119.0x69.5x15.6

**SYL-1044**

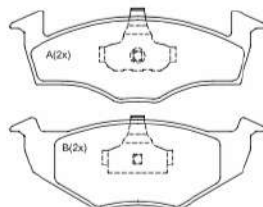
Van 99> / Passat, Variant 2.0  
88>96 / Golf GL 1.8 95> / Golf GLX  
2.0 94>98 / Golf Gti 2.0 94>98 /  
Polo Classic 1.8 97> Diant. Sist.  
Girling



119.0x69.5x15.6

**SYL-1045**

Golf GL, GLX, GTI 2.0 95> /  
Passat 2.0/Variant GL 2.0 95> /  
Polo Classic 1.8 97> / Van 99>  
s/ mola Diant. Sist. Girling

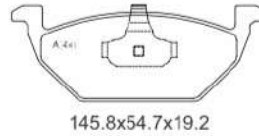


141.5x50.6x16.5  
141.5x51.6x16.5

**SYL-1046**

Golf III 95>98 / Polo 1.0 16V (aro  
13") 02> Diant. Sist. Teves

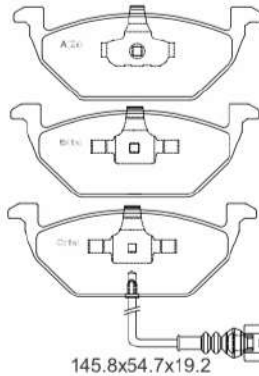
**VOLKSWAGEN**



145.8x54.7x19.2

**SYL-1047**

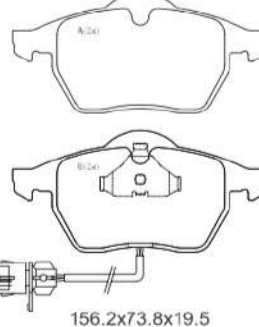
Fox 1.6, 1.0 03> / Polo 1.6, 1.0  
16V 02> / Golf 2.0 8V, 1.6 04/02>  
Diant. Sist. Teves



145.8x54.7x19.2

**SYL-1048**

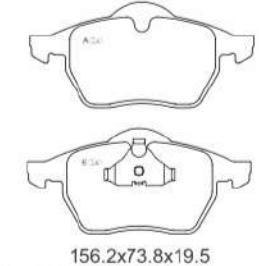
Golf 1.6, 1.8, 1.9 TDI, 2.0 98> / Bora  
2.0 00> / New Beetle 1.9 TD, 2.0 99>  
Jetta 2.0 11> Diant. Sist. Teves



156.2x73.8x19.5

**SYL-1049**

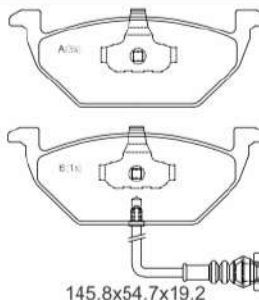
Golf GTI 1.8 Turbo 98> / Passat  
2.0 16V, 2.8 VR6 93>96 Diant.  
Sist. Teves



156.2x73.8x19.5

**SYL-1050**

Golf III 2.0i, 2.8i, 2.9i 91>97 / Golf IV  
1.8i, 2.3i 97> / Bora 2.3i, New Beetle  
2.3i V5 98> / Passat 2.0i, 2.8i, 2.9i  
88>97 / Passat 1.8, 1.8 T, Variant 96>  
Diant. Sist. Teves

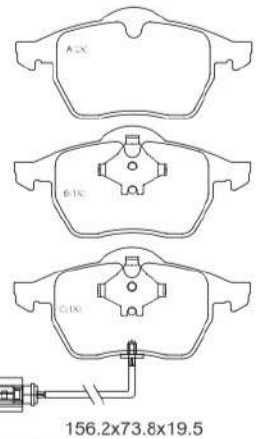


145.8x54.7x19.2

**SYL-1051**

Golf 1.6, 2.0 (Brasil) 04/02> / Polo 1.0  
16V (aro 14"), 1.6 02> Diant. Sist.  
Teves

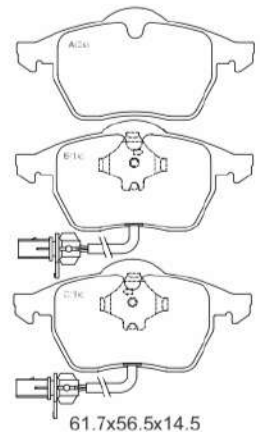
**VOLKSWAGEN**



156.2x73.8x19.5

**SYL-1052**

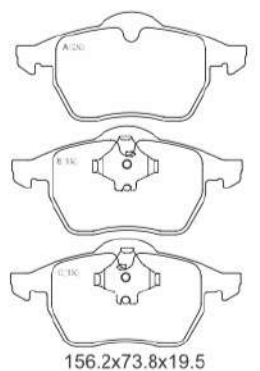
Bora 2.3i V5, 2.3i V5 4 Motion 10/98> /  
Golf IV 1.8i Turbo, Golf IV 2.3i V5, Golf  
IV 2.3i V5 4 Motion 10/97> Diant. Sist.  
Teves



61.7x56.5x14.5

**SYL-1053**

Passat Alemão 74>78 Diant.



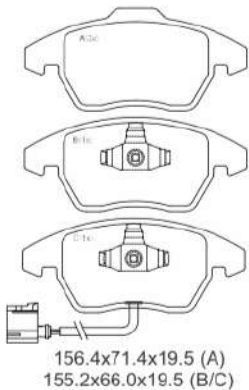
156.2x73.8x19.5

**SYL-1054**

Bora 2.3i VR5, 2.3i VR5 4 Motion,  
Bora Variant 2.3i V5 98> / Golf III 2.0i,  
2.0GTi 16V, 2.8i VR6, 2.9i VR6  
Syncro 91>97 / Golf III 2.9i Variant  
VR6 Syncro 93>97 / Golf IV 1.8i  
Turbo, 2.3i V5, 2.3i V5 4 Motion 97> /  
Golf IV 2.3i V5 Variant 99> / New  
Beetle 2.3i V5 98> / Passat 1.8, 1.8  
Turbo (alemão) 96> / Passat, Variant  
2.0i 16V (alemão) 04/88> / Passat,  
Variant 2.8 GL, GT VR6 (alemão) 10/  
93> / Passat 2.9i Variant Syncro VR6  
94> / Passat Variant 1.8 96> /  
Passat Variant 2.0 GL 04/88> / Vento  
2.0i, 2.0i 16V, 2.8i 16V 91>98 /  
sharan 1.9 T, 1.9 Tdi, 2.0, 2.0 16V,  
2.8 09/95>04/00 Diant. Sist. Teves



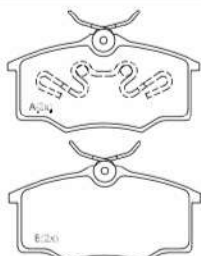
**VOLKSWAGEN**



156.4x71.4x19.5 (A)  
155.2x66.0x19.5 (B/C)

**SYL-1059**

Golf V 1.4i 16V, 1.6 FSi, 1.9 TDi, 2.0 TDi, 2.0 FSi 03> / Touran 1.6i, 1.6 FSi, 1.9 TDi, 2.0 TDi 03> / Jetta 2.5 06 / Eos 2.0 16V Fsi Autom. 06> / Bora Basico 2.0, Confort 2.0, A4GP 2.0L Aut. e Man., Total Flex 2.0 07> / Jetta 2.0 11> Novo Fusca 2.0 16V 13> / CC 1.8 16V, 2.0 16V 12> Diant. Sist. Teves



156.2x73.8x19.5

**SYL-1086**

Gol 1.0 96> / Gol Special 98> / Gol 1.6, 1.8 07/00 / Gol 1.6, 1.8 96> / Gol Geração III 1.0 07/00 / Gol Geração III 1.0 16V Turbo 00> / Parati 1.0 16V 97> / Parati 1.0 16V Turbo 00> / Parati 1.6, 1.8 96> / Parati 2.0 97> / Saveiro 1.6 97> / Saveiro 1.8 86>95 / Saveiro 2.0 95> Diant. Sist. Varga



61.7x56.5x14.5

**SYL-1087**

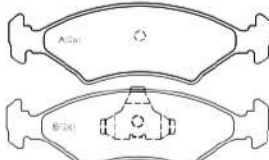
SP-2 72>76 / Variant 78>80 Diant. Sist. Teves



130.8x60.4x17.6

**SYL-1145**

Logus 1.6 e 1.8 93>97 / Pointer 1.6 e 1.8 95>96 Diant. Sist. Bendix

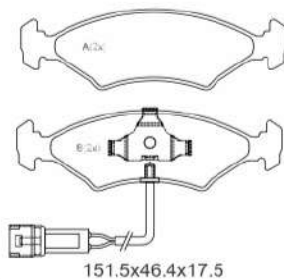


151.2x46.4x17.5

**SYL-1223**

Apollo L, GL 90>92 Diant. Sist. Teves

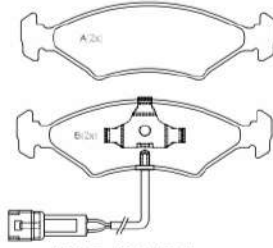
**VOLKSWAGEN**



151.5x46.4x17.5

**SYL-1224**

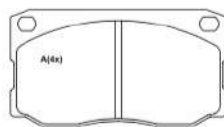
Apollo GLS 90>92 (1conector) Diant. Sist. Teves



151.5x46.4x17.5

**SYL-1225**

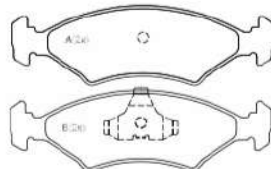
Apollo 90>92 Diant. Sist. Teves



139.3x75.5x18.5

**SYL-1226**

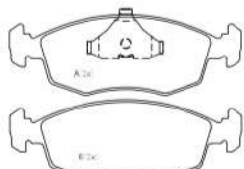
VW 5-140 Delivery 05> Diant. Sist. Varga



151.2x46.4x17.5

**SYL-1227**

Pointer 1.8, 2.0, GLI 2.0 94>96 / Logus 1.6, 1.8 93>97 Diant. Sist. Teves



151.3x52.5x16.5

**SYL-1228**

Logus GLS 2.0 93>97 / Pointer GTI 2.0 93>96 / Gol GTI 16V 93>97 Diant. Sist. Teves

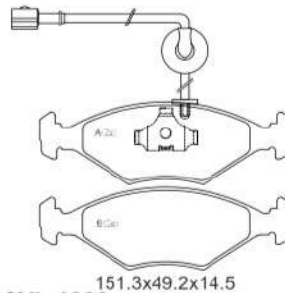


131.5x57.5x17.6

**SYL-1232**

Pointer 1.8, 2.0, GLI 2.0 94>96 / Logus 1.8, 1.6 93>97 Diant. Sist. Bosch

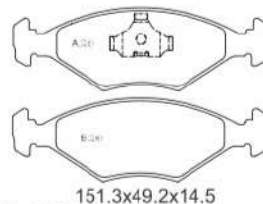
**VOLKSWAGEN**



151.3x49.2x14.5

**SYL-1233**

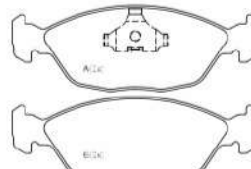
Gol GTI 2.0 93>94 / Santana, Santana Quantum 2.0 93>94 (1 conector) Diant. Sist. Teves



151.3x49.2x14.5

**SYL-1234**

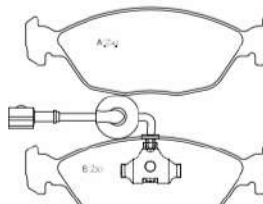
Gol GTI 93>94 / Santana 1.8, 2.0, Quantum 1.8, 2.0 84>94 Diant. Sist. Teves



156.3x54.5x16.5

**SYL-1235**

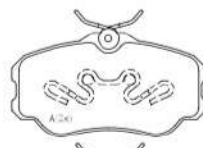
Gol GTI 2.0 11/94> / Santana 1.8, 2.0 94> / Quantum 1.8, 2.0 94> / Parati 2.0 97> / Gol GTI 16V 95> / Parati 1.8, 18 16V 95> / Gol 2.0 95>97 / Saveiro 2.0 98> Diant. Sist. Teves



156.3x54.5x16.5

**SYL-1236**

Gol 2.0 95>97 / Gol GTI 2.0 11/94> / Gol GTI 16V 95> / Parati 1.8 16V 95> / Parati 2.0 97> / Santana 1.8, 2.0 94> / Saveiro 2.0 (ABS) 98> / Quantum 1.8, 2.0 94> (1conector) Diant. Sist. Teves



109.7x59.2x17.0

**SYL-1237**

Gol 2.0 95>97 / Gol GTI 2.0 11/94> / Gol GTI 16V 95> / Parati 1.8 16V 95> / Parati AP 2000 95> / Santana 1.8, 2.0 94> / Quantum 1.8, 2.0 94> / Saveiro 97> Diant. Sist. Varga

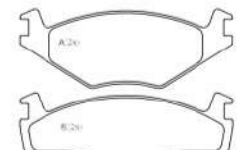
**VOLKSWAGEN**



61.6x51.0x15.2

**SYL-1238**

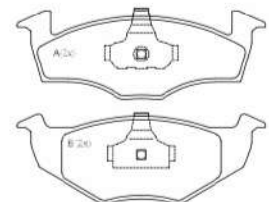
Gol GTI 16V 95> / Logus GLS 2.0 93>97 / Pointer GTI 2.0 94>96 / Parati 1.8 16V 95> / Parati 2.0 97> Tras. Sist. Teves



137.9x49.0x19.1 (A)  
137.9x51.3x19.1 (B)

**SYL-1360**

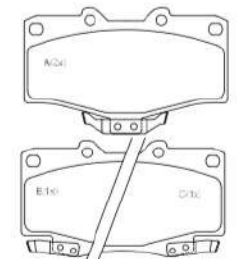
Caddy 82>95 / Golf GL 1.8 95>98 Diant. Sist. Kelsey Hayes



141.5x50.6x18.5  
141.5x51.6x18.5

**SYL1361**

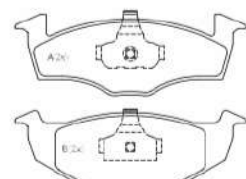
Golf III (México) disco sól. 95> / Pollo Classic 1.0 16V (disco sól.) 96> / Golf GL 1.8 95> / Golf GLX 2.0 94>98 / Passat, Variant 2.0 88>96 / Golf GTI 2.0 94>98 Diant. Sist. Teves



119.0x73.5x15.0 (A)  
119.0x68.0x15.0 (B)

**SYL-1383**

Taro 2.5D 4x4 89> Diant. Sist. Sumitomo



141.5x50.6x15.5  
141.5x51.6x15.5

**SYL-1400**

Polo Classic disco vent. (15 mm) 96> / Fox 1.0 Aro 13' 02> Diant. Sist. Teves



**VOLKSWAGEN**



55.7x53.0x15.0

**SYL-1401**

Brasília 73>82 /Fusca 1600 93>96 /Fusca 1600 83>86 / Karman Ghia 70>75 / Sedan 1300 84>97 /Sedan 1500 70>76 /Sedan 1600 75>87 / TL 1600 70>75 / Variant 1600 69>77  
Diant. Sist. Teves



61.7x56.9x17.5

**SYL-1402**

Gol 1000 92>93 / Gol 1.3 81>82 / Gol 1.6 83>93 / Parati 1.6 82>93 / Passat 74>78 / Passat 1.6 79>89 / Saveiro 83>86 / Saveiro 1.6 86>93 / Voyage 1.6 83>93 Diant. Sist. Teves



61.7x56.9x14.8

**SYL-1403**

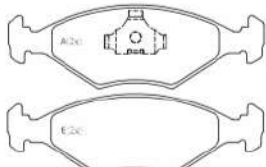
Gol 1.300 80 / Gol 1600, Voyage 81>83 Diant. Sist. Teves



76.5x69.9x17.7

**SYL-1404**

Caravelle 1.6, 1.7 72>79 / Caravelle 2.0, 2.1 79>85 / Kombi Pick-up Furgão 82> Diant. Sist. Teves



151.3x49.2x18.5

**SYL-1405**

Gol 1.0, 1.6 95>06/00 / Gol Special 1.0 98> / Gol 1.8 84>06/00 / Parati 1.8 86>95 / Passat 1.8 84>89 / Santana 1.8, 2.0 85>88 / Santana Quantum 1.8 85>88 / Saveiro 1.6 95> / Saveiro 1.8 86>95 / Voyage 1.8 84>95 Diant. Sist. Teves

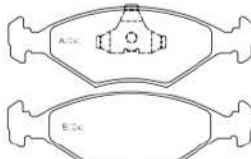


76.7x61.3x18.0

**SYL-1406**

Gol 1000, 1.6 94>95 / Parati 1.6 94>95 / Saveiro 1.6 94>95 / Voyage 1.6 94>95 Diant. Sist. Teves

**VOLKSWAGEN**



151.3x49.2x14.5

**SYL1407**

Gol Geração III 1.0, 1.6, 1.8 07/00> / Parati 1.0 16V, Turbo 00>06/09 / Parati 1.6, 1.8 96>06/09 / Saveiro 1.6, 1.8 95>06/09> Diant. Sist. Teves



91.5x79.8x17.8

**SYL-1408**

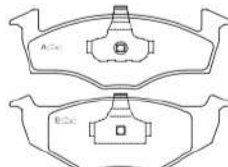
Caravelle 1.8, 1.9, 2.0, 2.4, 2.5 Transporter 90> / Eurovan 93> Diant. Sist. Girling



94.9x57.4x16.2

**SYL-1409**

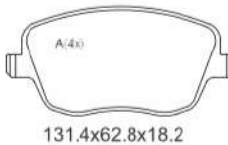
Caravelle 1.8, 1.9, 2.0, 2.4, 2.5 Transporter 90> / Eurovan 93> Tras. Sist. Girling



141.5x50.6x16.8  
141.5x51.6x17.2

**SYL-1410**

Novo Gol Geração V 1.0 (Disco Vent.), 1.6 (Disco Vent.), 1.6 Power (Disco Vent.) 08> / Voyage 1.0 (Disco Vent.), 1.6 (Disco Vent.), Trend 1.6 (Disco Vent.), 1.6 Confortline (Disco Vent.) 08> / Fox 1.0 Aro 13" 03> Diant. Sist. Bosch

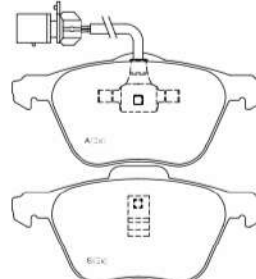


131.4x62.8x18.2

**SYL-1411**

Polo 1.0, 1.6, 2.0 Todos Aro 15" 02> Diant. Sist. Girling

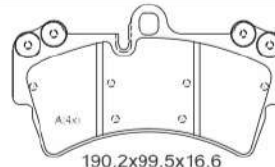
**VOLKSWAGEN**



161.2x72.4x18.3 (A)  
161.2x75.0x18.3 (B)

**SYL-1412**

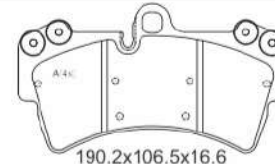
Sharan Todos 01> Diant. Sist. Teves



190.2x99.5x16.6

**SYL-1413**

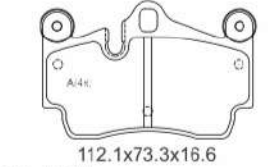
Touareg 2.5 RS TDi, 3.2i V6, 4.2i V8, 5.0 V10 TDi Rodas Aro 17" 02> / Touareg 2.5, 3.2, 4.2, 5.0 Aro 17" 02> Diant. Sist. Brembo



190.2x106.5x16.6

**SYL-1414**

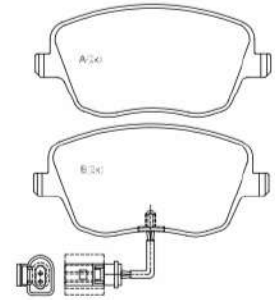
Touareg 2.5 RS TDi, 3.2i V6, 4.2i V8, 5.0 V10 TDi Rodas Aro 18" 02> / Touareg 2.5, 3.2, 4.2, 5.0 Aro 18" 02> Diant. Sist. Brembo



112.1x73.3x16.6

**SYL-1415**

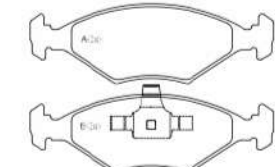
Touareg 2.5 RS TDi, 3.2i V6, 4.2i V8, 5.0 V10 TDi 02> / Touareg 2.5, 3.2, 4.2, 5.0 Aro 17" 02> Tras. Sist. Brembo



131.4x62.8x18.2

**SYL-1416**

Crosspolo 1.4 16V 06> Diant. Sist. Girling

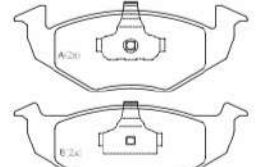


151.3x49.2x14.5

**SYL-1417**

Gol 1.6 1.8 07/09> / Parati 1.6, 1.8, 2.0 07/09> / Saveiro 1.6, 1.8, 2.0 07/09> Diant. Sist. Teves

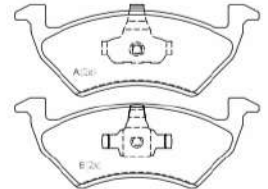
**VOLKSWAGEN**



141.5x53.0x16.0 (A)  
141.5x51.5x16.0 (B)

**SYL-1418**

Saveiro 1.0, 1.6 / Parati 1.0, 1.6 / Gol 1.0, 1.6 08> / Voyage 1.0, 1.6 08> Diant. Sist. Teves



146.0x54.6x17.0

**SYL-1419**

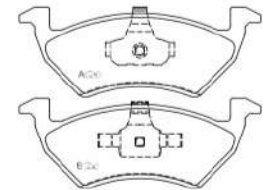
Saveiro 1.0, 1.6 12> / Parati 1.0, 1.6 12> / Gol 1.0, 1.6 12> Diant. Sist. Teves



109.2x53.6x16.5

**SYL-1420**

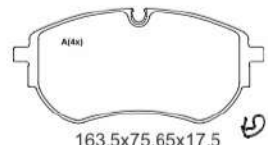
Beetle 11> / Golf IV 09>12 / Jetta 2.0 11> Tras. Sist. Bosch



146.0x54.6x17.0

**SYL-1421**

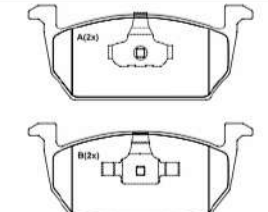
Up! 1.0 12V 14> Diant.



163.5x75.65x17.5

**SYL-1422**

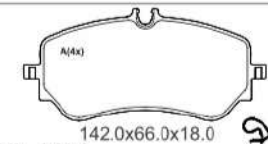
Amarok V6 Highline 3.0 TDi, Highline Série Extreme 3.0 TDi 18> Diant.



146.0x61.8x16.8

**SYL-1423**

Novo Polo Confortline 200 TSI 1.0 12V, Highline 200 TSI 1.0 12V 18> / Virtus Confortline 200 TDI 1.0 12V, Highline 200 TDI 1.0 12V 18> Diant. Sist. Teves

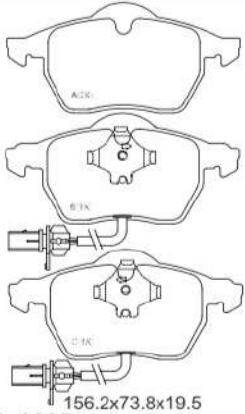


142.0x66.0x18.0

**SYL-1424**

Amarok V6 Highline 3.0 TDi, V6 Highline Série Extreme 3.0 TDi 18> Tras.

**VOLKSWAGEN**



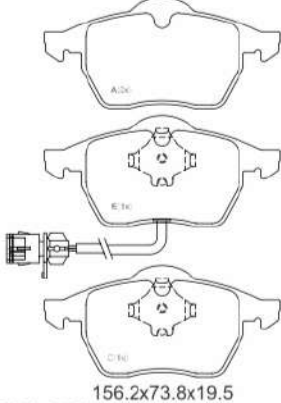
**SYL-2005**  
Passat 00> Diant. Sist. Teves



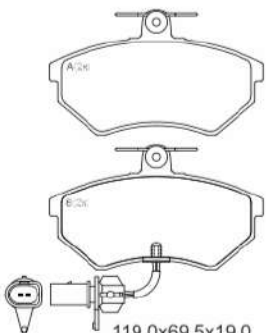
**SYL-2040**  
Golf V 1.4i 16V, 1.6 FSi, 1.9 TDi, 2.0 TDi, 2.0 FSi 03>/ Touran 1.6i, 1.6 FSi, 1.9 TDi, 2.0 TDi 03>/ Jetta 2.5 08 / Eos 2.0 16V Fsi Autom. 06> / Bora Básico 2.0, Confort 2.0, A4GP 2.0L Man. e Aut., Total Flex 2.0L 07> / Tiguan 2.0 TSI 16V 09> / CC 1.8 16V, 2.0 16V, 3.6i V6 FSi DSG 4Motion 12> Tras. Sist. Girling



**SYL-2041**  
Polo Sedan 1.8 MI 08> / Polo 1.6 aro 14", 1.0 16V aro 14" 02> Diant. Sist. Teves



**SYL-2042**  
Sharan 1.8 T 20V, 1.9 Tdi 00> / Beetle RSI 3.2 98> Diant. Sist. Teves

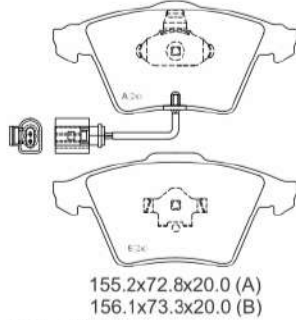


**SYL-2044**  
Passat Variant 1.8 / Passat 1.8, 1.9 Tdi 99>00 Diant. Sistema Girling

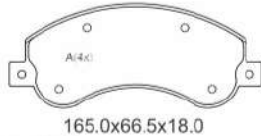
**VOLKSWAGEN**



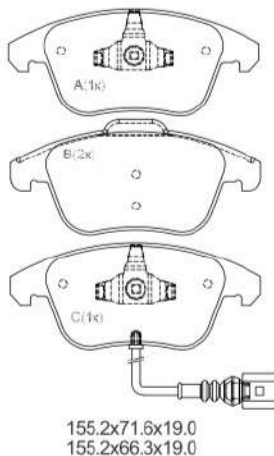
**SYL-2045**  
Touareg Tds. 02> Tras. Sist. Teves



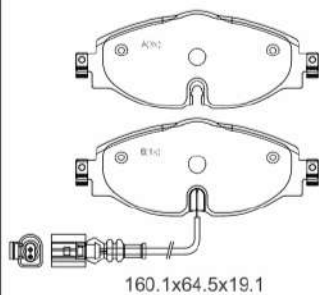
**SYL-2046**  
Passat 3.2i V6 FSi 4motion/Variant 08> / Passat 3.6i V6 FSi 4motion R36/Variant 05>/ Passat 3.6i V6 FSi 4motion R36/Variant/CC 06> / Golf 3.2i V6 R32 4motion 03> / Eos 3.2i V6 FSi 04> Diant. Sist. Teves



**SYL-2047**  
Amarok Trendline CD 2.0 16V 10> Diant. Sist. Bosch



**SYL-2048**  
Tiguan 2.0 TSI 16V 09> Diant. Sist. Teves

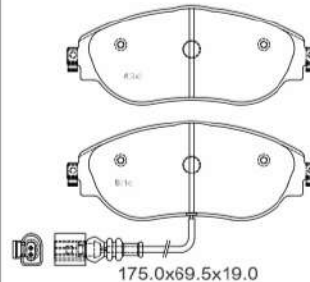


**SYL-2050**  
Novo Golf 1.4, 2.0 12> Diant. Sist. Girling

**VOLKSWAGEN**



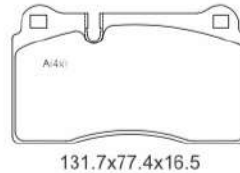
**SYL-2051**  
Novo Golf 1.4, 2.0 14> Tras. Sist. Teves



**SYL-2052**  
CC 3.6 V6 12> Diant. Sist. Girling



**SYL-2053**  
Golf GTi 2.0 Tsi 15> Tras. Sist. Teves

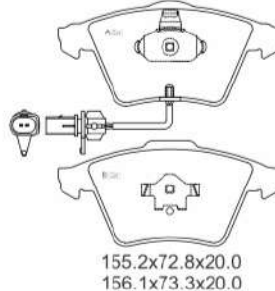


**SYL-2286**  
Touareg 2.5 RS TDi Aro 18", 3.2 V6 Aro 18", 4.2i V8 Aro 18", 5.0 V10 TDi Aro 18" 05> Diant. Sist. Brembo



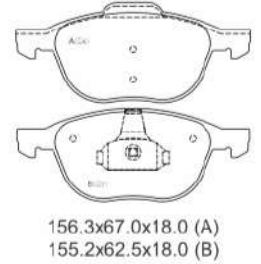
**SYL-3040**  
Eurovan 05>06 / Phaeton 04>06 Tras. Sist. Girling

**VOLVO**

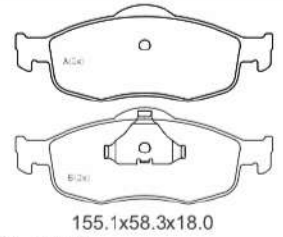


**SYL-1058**  
XC 90 10/02> Diant. Sist. Teves

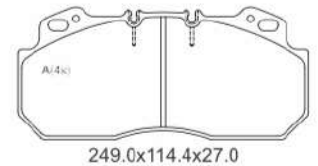
**VOLVO**



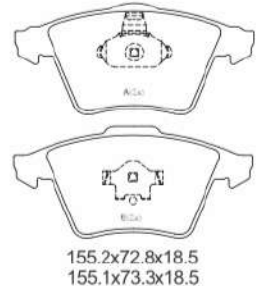
**SYL-1212**  
C30 2.0 07>10 Tras. Sist. Fomoco



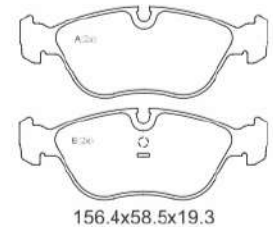
**SYL-1220**  
V70 II Station Wagon 2.4i 03/00> Diant. Sist. Teves



**SYL-1354**  
B 10 L 93> / B 10, B 12 L 95> Diant. Sist. Lucas



**SYL-1429**  
S40 T5, T5 AWD 02/04> / V50 Station Wagon T5 03/04> Diant. Sist. Teves



**SYL-1430**  
850 2.5 AWD 91> / S70 97> / V70 03/97>02/00 Todos / C70 03/97>08/97 Diant. Sist. Teves



**SYL-1431**  
S40 1.6, 1.8, 1.9 T4, 1.9 TD, 1.9 Di, 2.0, 2.0T 95>97 / V40 1.6, 1.8, 1.9T4, 1.9TD, 1.9Di, 2.0 95>97 Diant. Sist. Girling

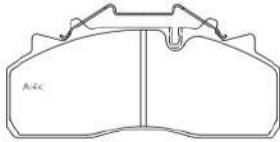


**VOLVO**



87.0x47.0x16.5

**SYL-1432**  
S40, V40 Todos 95> Tras. Sist. Girling



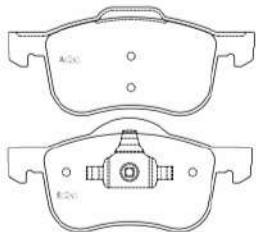
210.3x92.5x29.5

**SYL-1433**  
VM 03> Diant. Sist. Wabco



113.8x61.9x17.2

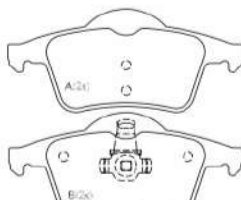
**SYL-1434**  
740 / 760 / 780 Todos 83>93  
940 Todos 90>91 960 Todos  
91>93 Diant. Sist. Bendix



155.4x72.5x18.5 (A)  
155.4x69.0x18.5 (B)

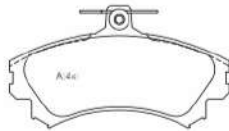
**SYL-1435**  
C70 Coupè / Cabrio 2.0i 20V T,  
2.3i 20V T5, 2.4i 20V T 00>02 /  
Cross Country/ XC 70 2.5 D5 XC  
AWD, 2.5i T XC AWD 02> / S 60  
Sedan 2.0i T, 2.4i T5, 2.4i, 2.4 D5,  
2.4i T / T AWD 00> / S 80 Sedan  
Todos 98> V70 Station Wagon  
2.4i 03/00> / V70 SW Todos 00>  
Diant. Sist. Teves

**VOLVO**



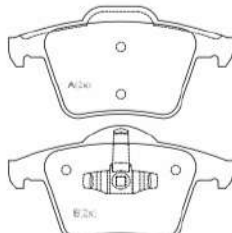
123.8x54.0x15.5  
122.5x54.0x15.5

**SYL-1436**  
C70 Coupè / Cabrio 2.0i 20V T,  
2.3i 20V T5, 2.4i 20V T 00>02 /  
Cross Country/ XC 70 2.5 D5 XC  
AWD, 2.5i T XC AWD 02> / S 60  
Sedan 2.0i T, 2.4i T5, 2.4 D5, 2.4i  
T / T AWD 00> / S 80 Sedan  
Todos 98> / V70 SW Todos 00>  
Tras. Sist. Teves



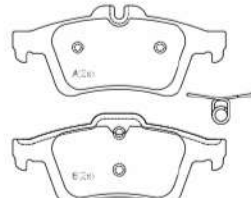
129.8x72.7x15.0

**SYL-1437**  
S 40 I 1.6, 1.8, 2.0 09/95-06/97 /  
S 40 D 1.9 09/95-6/97 / V 40 1.6, 1.8,  
1.9, 2.0 09/95-06/97 Diant. Sist.  
Girling



123.2x61.5x18.7 (A)  
123.2x63.5x18.7 (B)

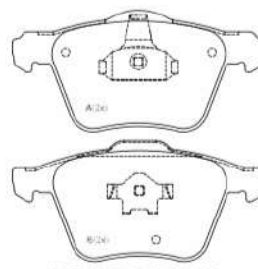
**SYL-1438**  
XC 90 2.9, 90 3.2, 90 2.5T 02> Tras.  
Sist. Teves



122.8x51.7x16.4

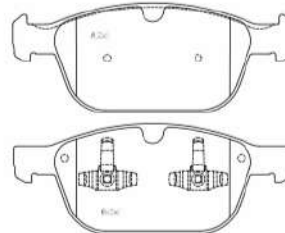
**SYL-2234**  
S 40 T-5 2.5 / V 50 2.4 / V 50 T-5 2.5 /  
05> / C30 2.0 07> Tras. Sist. Teves

**VOLVO**



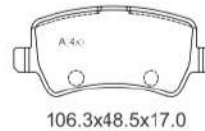
155.2x75.0x19.5 (A)  
156.5x74.3x19.5 (B)

**SYL-2429**  
XC90 2.5T, 3.0 T6 02> Diant.  
Sist. Teves



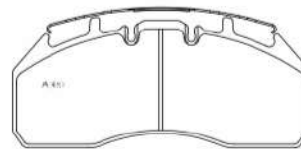
193.3x76.5x19.5 (A)  
194.5x76.5x19.5 (B)

**SYL-2433**  
XC60 08> Diant. Sist. Teves



106.3x48.5x17.0

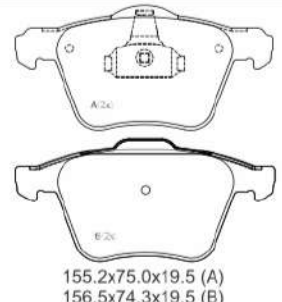
**SYL-2434**  
S60 T5 2.0, T6 3.0 10> / V60 T5  
2.0, T6 3.0 10> / XC60 08>  
Tras. Sist. Girling



249.3x110.2x29.0

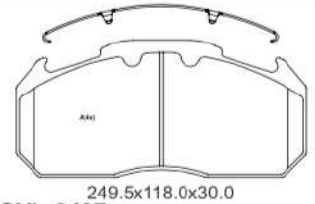
**SYL-2435**  
B12-R 6x2, 8x2 10> / B290-R 12>  
B7-R / B9-R 10> / FH12-Séries 09>  
Fh13 12> Diant./Tras. Sist. Meritor

**VOLVO**



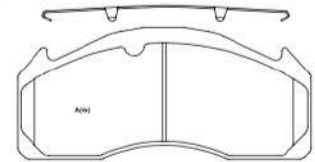
155.2x75.0x19.5 (A)  
156.5x74.3x19.5 (B)

**SYL-2436**  
S60 2.0 T5 10> / S60 2.0 T6 13>  
S60 2.4 D5, 3.0 T6 10>  
Diant. Sist. Teves



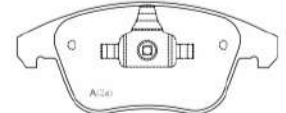
249.5x118.0x30.0

**SYL-2437**  
B 9 - Series, B 9 Series (Articulado)  
05> Tras. Sist. Meritor



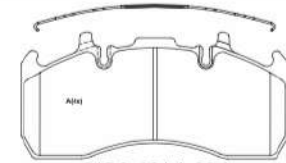
249.5x111.5x29.0

**SYL-2438**  
B 12 Series 01> / B 7 Series, B 9  
Series, B 9 Series (Articulado) 05> /  
FH 12 Series, FH 16 Series 01> /  
FL 618 00> / FM 9 Series, FM 12  
Series 01> / VM-310T 4X2 43-TON.  
Diant./Tras. Sist. Meritor



155.2x66.3x19.0 (A)  
156.2x71.6x19.0 (B)

**SYL-3282**  
S80 2.0 07> / S80 2.4 06> / S80  
1.6 09> Diant.



215.9x101.4x29.0

**SYL-3429**  
FH-12 11>16 Tras. Sist. Mando

**Anotações:**

SYL	FRAS-LE	COBREQ	TRW	JURID	FMSI	WVA
SYL-1001	PD/430	N-824	RCPT00910	HQJ-2123		21103
SYL-1002	PD/483-A	N-605	RCPT01040	HQJ-2119A / HQJ-2182A	D590	21147
SYL-1003	PD/484-A	N-607	RCPT08790	HQJ-2120A		21557
SYL-1004		N-564	RCPT07590	HQJ-2067A		21927
SYL-1005	PD/49	N-514	RCPT00820	HQJ-2114	D228	20668
SYL-1006	PD/335-A	N-518	RCPT00860	HQJ-2115		
SYL-1007		N-608	RCPT05670		D1477	21606
SYL-1008						21183
SYL-1010	PD/403-B	N-562				
SYL-1020	PD/330	N-892	RCPT01160	HQJ-2088	D402	20780
SYL-1021	PD/331	N-888	RCPT04550	HQJ-2082A		23785
SYL-1022		N-1211	RCPT05690	HQJ-2149A	D449	21725
SYL-1023						20476
SYL-1024	PD/1330					
SYL-1025						
SYL-1040	PD/336	N-896	RCPT01400	HQJ-2100		
SYL-1041			RCPT05770	HQJ-2158	D684	
SYL-1042	PD/58	N-252	RCPT02720	HQJ-2107	D768	23130
SYL-1043	PD/362	N-884	RCPT08530	HQJ-2085 / HQJ-2168	D340	20961
SYL-1044	PD/329	N-885	RCPT01390	HQJ-2084		
SYL-1045			RCPT05250	HQJ-2156		
SYL-1046		N-822	RCPT01870	HQJ-2109		21866
SYL-1047	PD/73	N-262	RCPT04370		D768	21974
SYL-1048	PD/58-B	N-254	RCPT02830	HQJ-2107A		23187
SYL-1049	PD/384-A	N-264	RCPT08990	HQJ-2188A	D555	20676
SYL-1050	PD/384	N-255	RCPT01660	HQJ-2188	D687	21848
SYL-1051	PD/73-B	N-263	RCPT04380	HQJ-2171A		21849
SYL-1052	PD/340-B		RCPT05260			23187
SYL-1053	PD/525-A		RCPT01150			20678
SYL-1054			RCPT08800	HQJ-2162		21624
SYL-1055					D839	23830
SYL-1056	PD/1472				D682	21485
SYL-1057					D915	23763
SYL-1058					D1111	23950
SYL-1059	PD/1000-B	N-279	RCPT12470	HQJ-2208A	D1107	23587
SYL-1060	PD/488	N-865	RCPT01090	HQJ-2148	D396	21607
SYL-1061	PD/385	N-859	RCPT012060	HQJ-2146	D558	21292
SYL-1062		N-863	RCPT08890	HQJ-2147	D394	20968
SYL-1063		N-838	RCPT08820	HQJ-2231	D681	21486
SYL-1064		N-1262	RCPT09300	HQJ-2230	D683	21487
SYL-1065					D639	21471
SYL-1066			RCPT09610		D692	21690
SYL-1067					D548	21283
SYL-1068			RCPT12080		D1061	24096
SYL-1069			RCPT11890		D1171 / D1267	23926
SYL-1070	PD/1302		RCPT11910	HQJ-4002 / HQJ-4087	D1308	23915
SYL-1071			RCPT11750		D781	21925
SYL-1072	PD/1452				D1294	24170
SYL-1073	PD/1473				D919	
SYL-1079					D1228	23935
SYL-1080	PD/41	N-326	RCPT01120	HQJ-2111	D426	21140
SYL-1081	PD/52	N-332	RCPT02660	HQJ-2132	D796	21862
SYL-1082	PD/50	N-316	RCPT09030	HQJ-2030	D610	
SYL-1083	PD/110	N-341	RCPT02800	HQJ-2113	D726	23663
SYL-1084	PD/61	N-348	RCPT01790	HQJ-2096	D736	21829
SYL-1085	PD/19-C	N-109	RCPT00160	HQJ-2012	D50	
SYL-1086	PD/54	N-239	RCPT02080	HQJ-2054	D1173	
SYL-1087	PD/6	N-302	RCPT00063	HQJ-2020	D31	20034
SYL-1088	PD/8	N-303 / N-401	RCPT09050	HQJ-2011		20272
SYL-1089	PD/11	N-304	RCPT00039	HQJ-2009	D109	20323
SYL-1090	PD/103	N-308	RCPT04420	HQJ-2004		
SYL-1091	PD/22	N-309	RCPT00152	HQJ-2019		
SYL-1092	PD/22-B	N-310	RCPT00144	HQJ-2028A		
SYL-1093	PD/105	N-317	RCPT02120	HQJ-2034		
SYL-1094	PD/37	N-319	RCPT01110	HQJ-2039	D796	21190
SYL-1095	PD/38	N-321	RCPT00990	HQJ-2040	D79	21050
SYL-1096	PD/40	N-322	RCPT01240	HQJ-2110	D720	21368
SYL-1097	PD/42	N-324	RCPT01320	HQJ-2135 / HQJ-2038		
SYL-1098	PD/107	N-327	RCPT02100	HQJ-2048		



SYL	FRAS-LE	COBREQ	TRW	JURID	FMSI	WVA
SYL-1099	PD/106	N-330	RCPT02110	HQJ-2036		
SYL-1100		N-336	RCPT07550	HQJ-2112		
SYL-1101	PD/57	N-344	RCPT02740	HQJ-2060A		23063
SYL-1102		N-315			D627	
SYL-1103	PD/436	N-363	RCPT02750	HQJ-2153		
SYL-1104	PD/72	N-351 / N-1404	RCPT09260	HQJ-2137A	D1516	23058 / 23059 / 23060
SYL-1105	PD/46	N-360	RCPT02930	HQJ-2157A		23226
SYL-1106	PD/113	N-335	RCPT04460			
SYL-1107	PD/437	N-376	RCPT02760			
SYL-1108	PD/7	N-301	RCPT04200	HQJ-2010	D2	20030
SYL-1109	PD/77	N-355	RCPT04400	HQJ-2172A	D1189	
SYL-1110					D154	24650
SYL-1111						
SYL-1112					D52	20215
SYL-1114	PD/110		RCPT08810		D726	23663
SYL-1115	PD/572			HQJ-2256A	D785	
SYL-1118					D699	
SYL-1120	PD/392	N-1413	RCPT08380	HQJ-4011	D641	23561
SYL-1121	PD/492		RCPT04900	HQJ-2211	D642	23044
SYL-1122	PD/135	N-1415	RCPT05080		D650	23320
SYL-1123	PD/418 PD/708	N-1400	RCPT01620	HQJ-2152	D477	21822
SYL-1124	PD/556	N-1409	RCPT05290		D713	
SYL-1125	PD/485	N-833	RCPT08390	HQJ-2125	D476	
SYL-1126	PD/620	N-1420	RCPT08430		D790	23337 / 23632 / 23633
SYL-1127	PD/573	N-1418	RCPT08420		D791	23339
SYL-1128	PD/623	N-1160	RCPT08410	HQJ-2252		
SYL-1129	PD/580	N-1441			D856	23638 / 23639
SYL-1130	PD/807			HQJ-4026A	D1181	
SYL-1131	PD/802			HQJ-4027A	D1087	
SYL-1133						
SYL-1134						24557 / 24558
SYL-1135		N-1178				24540
SYL-1136		N-1175		HQJ-2259		23589
SYL-1137	PD/411	N-1157	RCPT04700	HQJ-2134		23124
SYL-1138	PD/490		RCPT01180		D1217	20162
SYL-1139		N-156				21400
SYL-1140	PD/465	N-1159	RCPT08720	HQJ-2176		20973
SYL-1141	PD/411-E	N-1100	RCPT04690	HQJ-2069A		23124
SYL-1142	PD/358-A	N-553	RCPT08230	HQJ-2116A		21797
SYL-1143		N-1106	RCPT07830			20635
SYL-1144		N-1102	RCPT07800			21631
SYL-1145		N-130	RCPT07560	HQJ-2041		21171
SYL-1146	PD/412-B	N-446	RCPT08280			21980
SYL-1147	PD/521-E	N-1153	RCPT08670	HQJ-2184A		21460
SYL-1148		N-1101	RCPT05480	HQJ-2169A		21802
SYL-1149		N-1151	RCPT08300	HQJ-2142A		21179
SYL-1150		N-1165	RCPT07770			23396
SYL-1151	PD/498-A	N-573	RCPT08190	HQJ-2233A		23917
SYL-1152	PD/501	N-1169	RCPT08920	HQJ-2234		23921
SYL-1153	PD/505	N-1166	RCPT09020	HQJ-2226	D1213	23600
SYL-1154	PD/514	N-1164	RCPT07790	HQJ-2181		
SYL-1155	PD/650-E		RCPT09070			23136
SYL-1156	PD/648	N-1171	RCPT09480	HQJ-2232		23808
SYL-1157	PD/651	N-1170	RCPT12360			23305
SYL-1158	PD/649-E	N-1174	RCPT09470	HQJ-2210 / HQJ-2249		23277 / 23278
SYL-1159						21632 / 23148 / 23149
SYL-1160	PD/431	N-1200	RCPT05580			20939
SYL-1161		N-1223	RCPT07750			23234
SYL-1162	PD/475		RCPT05800		D797	23236
SYL-1163						23974
SYL-1164	PD/681					24071
SYL-1165	PD/817				D902	23234
SYL-1166	PD/470				D413	23242
SYL-1170			RCPT08970			21952
SYL-1171			RCPT08580		D602	21650
SYL-1172			RCPT08960			21968
SYL-1173					D239	21243
SYL-1175	PD/427	N-1327	RCPT01210	HQJ-2225A	D333	21347

SYL	FRAS-LE	COBREQ	TRW	JURID	FMSI	WVA
SYL-1176		N-1347	RCPT07890			23086
SYL-1177			RCPT05090		D266	21626
SYL-1178			RCPT07870			21099
SYL-1179	PD/532		RCPT07930	HQJ-2090A	D510	21659
SYL-1180	PD/66-A PD/66-B PD/78-A	N-534	RCPT02650	HQJ-2066A		21636
SYL-1181		N-560	RCPT08050	HQJ-2086A		20741
SYL-1182	PD/422-A	N-555	RCPT08220	HQJ-2117A		21799
SYL-1183	PD/10	N-108	RCPT00276	HQJ-2001		20247
SYL-1184	PD/18	N-501	RCPT00233	HQJ-2022		20375
SYL-1185	PD/25	N-503	RCPT00209	HQJ-2005		21194
SYL-1186	PD/25-B	N-504	RCPT07980	HQJ-2006A		
SYL-1187	PD/26	N-505	RCPT00268	HQJ-2014		
SYL-1188	PD/25-A	N-506	RCPT07990	HQJ-2133A		
SYL-1189	PD/47	N-511	RCPT02070	HQJ-2049		
SYL-1190	PD/47-A	N-513	RCPT08000	HQJ-2032A		
SYL-1191	PD/48-A	N-516	RCPT02160	HQJ-2050A		23229
SYL-1192	PD/27-A	N-521	RCPT07640	HQJ-2043A		
SYL-1193	PD/25	N-524	RCPT07620	HQJ-2049		
SYL-1194	PD/48	N-530	RCPT04270	HQJ-2081		20907
SYL-1195	PD/60	N-532	RCPT02130 RCPT07600	HQJ-2154		23775
SYL-1196	PD/68	N-533	RCPT02150	HQJ-2062 / HQJ-2183 HQJ-2205	D1538	
SYL-1197	PD/439	N-559	RCPT05600	HQJ-2141	D1478	23177
SYL-1198	PD/369-B	N-565	RCPT04650	HQJ-2159A		21797
SYL-1199	PD/438-B	N-566	RCPT04740	HQJ-2160A	D1197	21799
SYL-1200	PD/494		RCPT02900			20907
SYL-1201	PD/509-B	N-569	RCPT07680	HQJ-2179A		23706
SYL-1202	PD/511-B	N-582	RCPT07740	HQJ-2178A		23708
SYL-1203	PD/518	N-583	RCPT07700	HQJ-2180 / HQJ-4015		23714
SYL-1204	PD/652-B	N-596	RCPT08940	HQJ-2260A		23919
SYL-1205						20775 / 20777 / 20950
SYL-1206			RCPT09590		D1536	23711 / 23712 / 23713
SYL-1209	PD/66	N-539		HQJ-2066 / HQJ-2246		
SYL-1210			RCPT07580	HQJ-2067		21928
SYL-1211				HQJ-2195A		
SYL-1212	PD/1103	N-192	RCPT12240	HQJ-2235	D1044	
SYL-1213	PD/646	N-186	RCPT09280	HQJ-2213	D1161	
SYL-1214	PD/365	N-189			D833	
SYL-1215					D450	
SYL-1216					D421	
SYL-1217	PD/647	N-185	RCPT09270	HQJ-2212		
SYL-1218						23840
SYL-1219						23431
SYL-1220	PD/352	N-147	RCPT01580	HQJ-2064	D648	21394
SYL-1221	PD/352-A	N-149	RCPT01380	HQJ-2064A		21395
SYL-1222	PD/62	N-146	RCPT04290	HQJ-2103	D756	
SYL-1223	PD/24 PD/390	N-115		HQJ-2003	D649	20753
SYL-1224	PD/24-B	N-116	RCPT00381	HQJ-2002A		
SYL-1225	PD/24-A	N-117	RCPT00098	HQJ-2167A		20783
SYL-1226	PD/102 PD/109	N-118	RCPT04440	HQJ-2025	D1201	
SYL-1227	PD/34	N-128	RCPT00101	HQJ-2046		20753
SYL-1228	PD/39	N-131	RCPT01100	HQJ-2056		
SYL-1229	PD/55	N-136	RCPT01140	HQJ-2051		21202
SYL-1230	PD/65	N-138	RCPT02670	HQJ-2057 / HQJ-2106	D925	20753
SYL-1231	PD/332	N-140	RCPT01930	HQJ-2058	D652	23472
SYL-1232	PD/35	N-144	RCPT01190	HQJ-2059		21171
SYL-1233		N-213	RCPT04960	HQJ-2164A		
SYL-1234	PD/28	N-214	RCPT00111	HQJ-2029		21193
SYL-1235	PD/44	N-227	RCPT02180	HQJ-2042		23120
SYL-1236	PD/44-B	N-228	RCPT02090	HQJ-2042A		
SYL-1237	PD/45	N-232	RCPT02170	HQJ-2045		
SYL-1238	PD/36	N-133	RCPT04260	HQJ-2055	D693	21832
SYL-1239	PD/63	N-156	RCPT04300	HQJ-2139	D757	
SYL-1240	PD/442	N-161	RCPT02890	HQJ-2136	D816	23154



SYL	FRAS-LE	COBREQ	TRW	JURID	FMSI	WVA
SYL-1241	PD/480	N-163	RCPT04840	HQJ-2175	D886	23353
SYL-1242	PD/410	N-174	RCPT01940		D667	23627
SYL-1243	PD/497	N-152	RCPT04930	HQJ-2173		23202
SYL-1244	PD/374		RCPT01950		D249	21830
SYL-1245	PD/560		RCPT08330		D664	
SYL-1246					D661	21586
SYL-1247	PD/389		RCPT01590	HQJ-2191	D601	23637
SYL-1248			RCPT07710		D627	
SYL-1249	PD/599		RCPT09530		D911	23557
SYL-1250	PD/71	N-835	RCPT02790	HQJ-2089A		
SYL-1251	PD/493	N-1313	RCPT04910	HQJ-2150A	D621	21694
SYL-1252	PD/397 PD717		RCPT08080	HQJ-2189A	D465	21497
SYL-1253	PD/388	N-1316	RCPT01600	HQJ-2151A	D568	21879 / 21880 / 21881
SYL-1254	PD/503	N-1344	RCPT08090	HQJ-2161A		
SYL-1255	PD/386		RCPT01340		D273	21331
SYL-1256	PD/404		RCPT05470			21697
SYL-1257	PD/449		RCPT11940		D503	21651
SYL-1258	PD/444	N-1372	RCPT02620	HQJ-2214A	D365	21719
SYL-1259	PD/398					21738
SYL-1260	PD/473	N-893	RCPT01720	HQJ-2127A	D1137	23081
SYL-1261	PD/382	N-1201	RCPT00960		D497	21773
SYL-1262			RCPT08480			23536
SYL-1263	PD/478		RCPT04830		D1148	23238
SYL-1264	PD/535		RCPT08470		D1142	
SYL-1265	PD/357		RCPT07540		D363	21467
SYL-1268	PD/139			HQJ-2026		
SYL-1269	PD/339-A	N-575				
SYL-1270	PD/122	N-557	RCPT04920	HQJ-2118A		29121
SYL-1271		N-575	RCPT04570			29001
SYL-1272			RCPT05340			20465
SYL-1273		N-1220	RCPT08620			
SYL-1274		N-1226	RCPT08740			23450
SYL-1275	PD/333	N-886	RCPT01350	HQJ-2080A		20002
SYL-1276	PD/64	N-829	RCPT04310	HQJ-2095A		23484
SYL-1277	PD/69	N-1204	RCPT04350	HQJ-2129A		23649
SYL-1278	PD/486	N-1207	RCPT04870	HQJ-2130A	D774	23442
SYL-1279			RCPT08570			21355
SYL-1280	PD/474	N-832			D671	21519
SYL-1281	PD/416	N-867	RCPT01830			23471
SYL-1282		N-832	RCPT01820		D671	
SYL-1283			RCPT09220		D926	23615
SYL-1284			RCPT07970			20344
SYL-1285			RCPT08460		D637	21754
SYL-1286			RCPT08980		D466	20039
SYL-1287	PD/376		RCPT01280			21539
SYL-1288					D320	21315
SYL-1289					D584	21766
SYL-1290	PD/104	N-705	RCPT04430	HQJ-2026		29835
SYL-1291	PD/108	N-708	RCPT07880	HQJ-2079		20706
SYL-1292	PD/111-A	N-717	RCPT04450	HQJ-2091A	D949	29076
SYL-1293	PD/489	N-723	RCPT01490	HQJ-4040	D645	21439
SYL-1294	PD/118	N-712	RCPT04510	HQJ-2121	D928	23021
SYL-1295	PD/67-A	N-700	RCPT04340	HQJ-2101A		23070
SYL-1296	PD/117	N-713	RCPT08130	HQJ-2122		29117
SYL-1297			RCPT08110		D740	21670
SYL-1298					D561	21153
SYL-1299			RCPT08880		D760	23193
SYL-1300	PD/116-K	N-729 / N-730 N-733 / N-734	RCPT08140	HQJ-2138	D1203	29042 / 29059
SYL-1300K						
SYL-1300KC						
SYL-1301	PD/526		RCPT12120	HQJ-2217		
SYL-1302	PD/115		RCPT11830			29093
SYL-1303			RCPT08150			29030
SYL-1304					D145	20341 / 20392
SYL-1305	PD/417	N-731	RCPT04720	HQJ-2218		21576 / 21577
SYL-1306	PD/341	N-727	RCPT11850	HQJ-2219		21592 / 21593 / 21661
SYL-1307			RCPT09140	HQJ-4041		21919

SYL	FRAS-LE	COBREQ	TRW	JURID	FMSI	WVA
SYL-1308			RCPT09240	HQJ-2236	D872	23145
SYL-1309				HQJ-4086		23271
SYL-1310	PD/450	N-1340	RCPT02550	HQJ-4045A	D567	21840
SYL-1311	PD/383	N-1300	RCPT01370	HQJ-2131A	D530	21768
SYL-1312	PD/377	N-826	RCPT01060	HQJ-2124A	D349	21373
SYL-1313	PD/469	N-1356	RCPT01360		D484	21745
SYL-1314	PD/74	N-1359	RCPT04390	HQJ-2272		23487
SYL-1315	PD/538	N-1343	RCPT08830	HQJ-2220	D550 / D867	23488
SYL-1316	PD/616		RCPT08850	HQJ-4046A		23593
SYL-1317	PD/500	N-1337	RCPT08860	HQJ-2222A		23086
SYL-1318	PD/632		RCPT08840	HQJ-2221		23582
SYL-1319	PD/631	N-1446	RCPT11810	HQJ-4042	D866	23584
SYL-1320	PD/414-E	N-1113	RCPT08210	HQJ-2128A		21724
SYL-1321	PD/326-A	N-881	RCPT08260	HQJ-2077A	D454	21209
SYL-1322	PD/364-A	N-897	RCPT04660	HQJ-2135A		21430
SYL-1323	PD/312-A	N-874	RCPT00890	HQJ-2075A	D193	20632
SYL-1324	PD/311	N-877	RCPT05200		D77	20145
SYL-1325	PD/47-A	N-879	RCPT08240	HQJ-2166A		
SYL-1326	PD/412-B	N-1156	RCPT08290	HQJ-2068		21980
SYL-1327	PD/435	N-1158 / N-1162	RCPT08320	HQJ-2187 / HQJ-2240		23597
SYL-1328	PD/1345-E					24174 / 24133
SYL-1329						24135
SYL-1330						
SYL-1331	PD/346	N-1168	RCPT04620	HQJ-2206		23600
SYL-1332			RCPT07850		D375	21080 / 20989
SYL-1333	PD/507	N-1165			D1245	23332
SYL-1334	PD/657-A				D1480	21279
SYL-1335		N-1104				
SYL-1336	PD/1477-E					24134
SYL-1337	PD/1099-B			HQJ-4073A	D1489	24468
SYL-1338	PD/1470	N-1182				24660
SYL-1339						24608
SYL-1340	PD/321-A	N-427	RCPT04540	HQJ-2072A	D351	21016
SYL-1341	PD/318-A	N-433	RCPT02250	HQJ-2076A		20926
SYL-1342	PD/305-A	N-430	RCPT05160	HQJ-2078A	D292	20937
SYL-1343	PD/338-A	N-443	RCPT01470	HQJ-2063A	D1579	21463
SYL-1344	PD/391-A	N-441	RCPT00900	HQJ-2104A	D1496	21388
SYL-1345	PD/522-E	N-1147	RCPT08700	HQJ-2074A		21610
SYL-1346	PD/327	N-440	RCPT01570			20635
SYL-1347	PD/304	N-439	RCPT05140			20487
SYL-1348		N-449		HQJ-2104	D1145	21388
SYL-1349	PD/322-A	N-421	RCPT00870		D371	20905
SYL-1350	PD/347	N-450	RCPT04630	HQJ-2275		23172
SYL-1351	PD/516	N-451	RCPT08730	HQJ-2274		23669
SYL-1352	PD/482					21964 / 21965
SYL-1353	PD/399		RCPT08630		D491	20410
SYL-1354						
SYL-1355						
SYL-1356			RCPT8690	HQJ-2074		
SYL-1357	PD/338	N-448		HQJ-2063 / HQJ-2203 HQJ-2243		
SYL-1358	PD/601					
SYL-1359	PD/1422					24914
SYL-1360	PD/328	N-883	RCPT00940	HQJ-2052	D569	20887
SYL-1361		N-820	RCPT08500	HQJ-2102	D694	21866
SYL-1364	PD/619		RCPT08490	HQJ-4053A	D770	23572
SYL-1365	PD/613	N-1335	RCPT07940		D721	23558
SYL-1366	PD/614	N-1336	RCPT07950	HQJ-4055	D722	23780
SYL-1367		N-1353	RCPT07960		D471	21703
SYL-1368	PD/423	N-1350	RCPT02610		D470	21495
SYL-1369			RCPT07570		D563	21482
SYL-1370	PD/432	N-1303	RCPT04770	HQJ-4061	D680	23314
SYL-1371			RCPT05640			21730
SYL-1372	PD/419	N-1331	RCPT04730		D556	21907 / 21908 / 21909
SYL-1373	PD/379	N-1306	RCPT04670	HQJ-2143A	D451	21333
SYL-1374	PD/378	N-1309	RCPT01260	HQJ-2144A	D418	21500
SYL-1375	PD/441	N-1312	RCPT04800	HQJ-2145	D660	21142
SYL-1376			RCPT08340		D444	21336 / 21337
SYL-1377						



SYL	FRAS-LE	COBREQ	TRW	JURID	FMSI	WVA
SYL-1379	PD/1077			HQJ-4059	D1188	24346
SYL-1380	PD/429	N-847	RCPT04760	HQJ-2061	D303	21158
SYL-1381	PD/680		RCPT08360		D242	20870
SYL-1382	PD/387	N-841	RCPT01500	HQJ-2105A	D562	21601
SYL-1383	PD/115	N-844	RCPT04480	HQJ-2126A	D436	21679
SYL-1384		N-899	RCPT05360			
SYL-1385	PD/114	N-1324	RCPT04470			
SYL-1386	PD/491	N-1319	RCPT04890	HQJ-2174A	D1215	23766
SYL-1387	PD/512	N-1334	RCPT08370	HQJ-2177	D1216	23816
SYL-1388	PD/527	N-1360	RCPT09310	HQJ-2204A		21775 / 21776
SYL-1389	PD/629	N-1451	RCPT12400		D1053	23656 / 23657 / 23658
SYL-1390	PD/628	N-1454	RCPT09230		D862	23585 / 23586
SYL-1391	PD/528	N-1375	RCPT09460	HQJ-2227A / HQJ-2244A	D976	24024
SYL-1392	PD/695	N-1449	RCPT12020	HQJ-4044	D773	23539
SYL-1393					D741	23294
SYL-1394	PD/745					23806
SYL-1395					D476	
SYL-1396					D835	23592
SYL-1397					D1227	24522
SYL-1398	PD/669	N-1366	RCPT12260	HQJ-2229A	D1571	
SYL-1399			RCPT11990		D923	23836
SYL-1400	PD/368	N-810	RCPT05370	HQJ-2108	D694	21866
SYL-1401	PD/5	N-201	RCPT00616	HQJ-2015	D21	20009
SYL-1402	PD/17	N-204	RCPT00055	HQJ-2017		
SYL-1403	PD/16	N-207	RCPT00047	HQJ-2016		20228
SYL-1404	PD/13	N-208	RCPT00071	HQJ-2018	D384	20011
SYL-1405	PD/23	N-209	RCPT00128	HQJ-2008	D350	21193
SYL-1406	PD/43	N-222	RCPT02780	HQJ-2037		20323
SYL-1407	PD/51	N-235	RCPT02140	HQJ-2065		
SYL-1408	PD/487	N-258	RCPT04880	HQJ-2140	D581	20195
SYL-1409		N-265	RCPT05500		D706	21748
SYL-1410	PD/367	N-260		HQJ-2185		21868 / 21867 / 21866
SYL-1411	PD/520		RCPT08950	HQJ-2155	D1437	23581
SYL-1412			RCPT09060			23269
SYL-1413					D1014	23692
SYL-1414			RCPT09210	HQJ-4001	D977	23693
SYL-1415				HQJ-4000	D978	23694
SYL-1416		N-284				23843
SYL-1417	PD/81	N-289	RCPT12710	HQJ-3004PA		
SYL-1418	PD/1100	N-288		HQJ-2286	D1556	
SYL-1419	PD/1346	N-286			D1641	
SYL-1420	PD/1465			HQJ-4067	D1456	24563
SYL-1421						
SYL-1422						
SYL-1423						
SYL-1424						
SYL-1429				HQJ-2258	D915	
SYL-1430			RCPT08450		D618	21273
SYL-1431					D837	21983
SYL-1432			RCPT09580		D838	21861
SYL-1433	PD/131		RCPT09450			
SYL-1434			RCPT08910		D492	21233
SYL-1435			RCPT09560	HQJ-4064	D794	23073
SYL-1436				HQJ-4065	D795	23076
SYL-1437	PD/1442		RCPT09570			
SYL-1438					D980	
SYL-1440	PD/33		RCPT08870			20789
SYL-1441	PD/32		RCPT04240	HQJ-2170		20660
SYL-1442	PD/31		RCPT04230	HQJ-2162A		20166
SYL-1443			RCPT09010			21170
SYL-1450						
SYL-1460	PD/76		RCPT09340		D806	23424
SYL-1461	PD/676	N-1404				
SYL-1462			RCPT12770			
SYL-1480			RCPT09500		D805	23423
SYL-1481					D901	21064
SYL-1500	PD/1288					23984
SYL-1501	PD/1303				D1309	
SYL-1530	PD/1355					

SYL	FRAS-LE	COBREQ	TRW	JURID	FMSI	WVA
SYL-1560						21792
SYL-1561					D917	
SYL-1590					D572	
SYL-1591					D488	
SYL-1592					D906	23855
SYL-1606					D1178	
SYL-1610						
SYL-1640	PD/733					
SYL-1660	PD/1411					
SYL-1670						
SYL-1671						
SYL-1672		N-1491				
SYL-1690					D409	
SYL-1704					D1019	
SYL-1810	PD/471-A					23230
SYL-1850			RCPT09400		D990	
SYL-1851						
SYL-1852					D1673	
SYL-1880						
SYL-1881	PD/1371					
SYL-1882	PD/1372					
SYL-1883				HQJ-2359A		
SYL-1884	PD/1320				D1423	24612
SYL-2005				HQJ-2253A	D840	23018
SYL-2006					D394	21212
SYL-2040	PD/1030	N-292	RCPT12490	HQJ-2209	D1108	23914
SYL-2041				HQJ-2170 / HQJ-2186		
SYL-2042		N-282		HQJ-2162A		23324
SYL-2043					D839	21454
SYL-2044						
SYL-2045						
SYL-2046	PD/1232-B			HQJ-2258A		
SYL-2047	PD/1028			HQJ-2261	D1555	
SYL-2048	PD/1457-B				D1375	
SYL-2049					D1535	
SYL-2050	PD/1490					25086
SYL-2051	PD/1491				D1761	25008
SYL-2052					D1633	24738
SYL-2053						25110
SYL-2054						22383
SYL-2055						22308
SYL-2060						24695
SYL-2061						24495
SYL-2062			RCPT13160	HQJ-4004	D918	
SYL-2063	PD/1458				D920	
SYL-2064	PD/1451		RCPT13180	HQJ-4003	D1226	
SYL-2065						24255
SYL-2066		N-1732			D1613	25307
SYL-2067					D1892	25617
SYL-2080					D792	
SYL-2086	PD/571				D909	
SYL-2088					D882	
SYL-2090	PD/711	N-371	RCPT12190	HQJ-2264A / HQJ-4007A	D1264	24511
SYL-2091	PD/715	N-372	RCPT12210			24498
SYL-2093					D883	
SYL-2095	PD/598	N-1464				
SYL-2097				HQJ-2257		
SYL-2098						
SYL-2099	PD/82	N-377	RCPT12570	HQJ-3001PA		
SYL-2100	PD/815	N-381	RCPT12810	HQJ-4008	D1160	
SYL-2101					D1364	
SYL-2102				HQJ-4069	D1053	
SYL-2103					D1050	
SYL-2104	PD/84	N-375	RCPT12730	HQJ-3008PA		
SYL-2105	PD/93	N-373	RCPT12790	HQJ-3006PA		
SYL-2114	PD/94	N-367				
SYL-2115	PD/1347	N-378				
SYL-2116	PD/1498					
SYL-2117	PD/1102	N-387		HQJ-4071A	D1468	25096



SYL	FRAS-LE	COBREQ	TRW	JURID	FMSI	WVA
SYL-2118	PD/1101	N-384		HQJ-4070A	D1522	
SYL-2119	PD/1433					
SYL-2120				HQJ-2198	D1059	23807
SYL-2121	PD/582				D858	24038
SYL-2122				HQJ-2201	D945	24083
SYL-2123	PD331				D369	
SYL-2124					D521	21813
SYL-2125					D522	21815 / 21816 / 21817
SYL-2126	PD/531	N-1425		HQJ-2251A	D841	23533 / 23534
SYL-2127	PD/637	N-1444		HQJ-2197A	D965	
SYL-2128	PD/510				D591	23044
SYL-2129	PD/1082			HQJ-4028A	D1274	
SYL-2130	PD/1026	N-735		HQJ-4013A	D1273	
SYL-2131					D1270	
SYL-2133	PD/1443-A					20267
SYL-2140	PD/353	N-1168				
SYL-2141				HQJ-2086	D522	21817
SYL-2142	PD/1335					24150
SYL-2143	PD/1301					24084
SYL-2144						
SYL-2175	PD/536			HQJ-2224A	D830	
SYL-2176	PD/561				D691	23420
SYL-2177	PD/550			HQJ-2194A / HQJ-2223A	D815	
SYL-2178					D186	20718
SYL-2179	PD/728		RCPT12300	HQJ-2223A	D653	
SYL-2180	PD/68-B					
SYL-2181	PD/1331	N-546		HQJ-4096		23601
SYL-2182	PD/85	N-598	RCPT12550	HQJ-2279		
SYL-2183	PD/87	N-542	RCPT12590	HQJ-3000PA		
SYL-2184	PD/89 / PD/90	N-595		HQJ-3007PA		
SYL-2185	PD/92	N-543	RCPT12750	HQJ-3005PA		
SYL-2186	PD/88	N-540	RCPT12630 RCPT12830	HQJ-3010PA		
SYL-2187	PD/1482					
SYL-2188	PD/92-B	N-545				
SYL-2189					D1589	25378
SYL-2190					D1596	25376
SYL-2191						
SYL-2192						
SYL-2193						
SYL-2194						
SYL-2195						
SYL-2196				HQJ-2337		
SYL-2211	PD/566			HQJ-2199	D711	
SYL-2214					D1083	
SYL-2219	PD/565			HQJ-2190A	D702	
SYL-2220	PD/575				D803	
SYL-2221					D748	
SYL-2226					D1071	24260
SYL-2227					D600	
SYL-2228	PD/1080	N-1467		HQJ-2254A / HQJ-4016	D1258	24544
SYL-2229	PD/1081	N-1466		HQJ-2250 / HQJ-4017	D1259	24545
SYL-2231	PD/1028-B			HQJ-2261A	D1555	
SYL-2232	PD/1029-A			HQJ-2262A	D1502	
SYL-2233						
SYL-2234	PD/796	N-187		HQJ-2263	D1095	24137
SYL-2235	PD/1097	N-1465		HQJ-2283 / HQJ-4075	D1454	
SYL-2237	PD/79	N-179	RCPT12690	HQJ-3003PA		
SYL-2238	PD/80	N-182	RCPT12670	HQJ-3009PA		
SYL-2239	PD/91	N-183	RCPT12610	HQJ-3002PA		
SYL-2240	PD/767	N-190		HQJ-3011PA	D1044	
SYL-2250	PD/457	N-1458	RCPT05720		D374	21312 / 21313 / 21314
SYL-2251	PD/1447					24213
SYL-2252	PD/1388			HQJ-2265A / HQJ-2282A HQJ-4018A		
SYL-2253	PD/809			HQJ-2266A	D1089	
SYL-2254	PD/645			HQJ-2248A / HQJ-4019A	D1086	
SYL-2255	PD/554				D1089	
SYL-2256	PD/735				D865	

SYL	FRAS-LE	COBREQ	TRW	JURID	FMSI	WVA
SYL-2259					D364	21312
SYL-2260						24059 / 24060 / 24061
SYL-2261				HQJ-2255A		23813
SYL-2262	PD/630	N-1250	RCPT8590		D955	
SYL-2263	PD/354	N-1238	RCPT11770	HQJ-2215A		
SYL-2264	PD/1287	N-1243	RCPT12510	HQJ-2269A / HQJ-4024A	D1202 / D1384	24351
SYL-2268	PD/189			HQJ-2270		29229
SYL-2269	PD/201			HQJ-4074		29231
SYL-2270						
SYL-2273		N-1228	RCPT08750		D889	23873 / 23874 / 23875
SYL-2274	PD/635	N-1231	RCPT12530	HQJ-2216A / HQJ-4031A	D924	23891 / 23892 / 23893
SYL-2275					D670	21892 / 21893
SYL-2276	PD/725	N-1233	RCPT12380	HQJ-2267A / HQJ-4021A	D813	23543 / 23544 / 23545
SYL-2277			RCPT08760		D775	23455 / 23456 / 23457
SYL-2278	PD/634	N-1241	RCPT08600			24092
SYL-2279	PD/668	N-1248	RCPT08610			24058
SYL-2280					D676	23452
SYL-2281					D493	23458
SYL-2282			RCPT09550			23399
SYL-2283					D518-7399	
SYL-2284	PD/464-B				D518-7398	21514
SYL-2285	PD/1069			HQJ-4034	D1098	24191
SYL-2286						
SYL-2287					D553	
SYL-2290					D739	
SYL-2291	PD/533			HQJ-2238		
SYL-2292	PD/125					29030
SYL-2294				HQJ-4038	D1123	23922
SYL-2295				HQJ-4039	D1122	
SYL-2296					D603	21287
SYL-2297					D1357	
SYL-2298	PD/1333				D1358	
SYL-2299				HQJ-4036	D1340	24306
SYL-2300				HQJ-4037	D1341	24253
SYL-2301	PD/1476					
SYL-2302					D986	23334
SYL-2303					D848	23078
SYL-2304					D710	21664
SYL-2306					D495	21197
SYL-2310					D329	21125
SYL-2311					D596	21872 / 21873
SYL-2312	PD/771	N-1382	RCPT12040	HQJ-2271A	D1519	24530
SYL-2313				HQJ-4091A	D383	21706
SYL-2315				HQJ-4043	D1037	
SYL-2317					D1679	25688
SYL-2318					D1368	24827
SYL-2320	PD/1445	N-1183				24922
SYL-2321						
SYL-2340	PD/1386			HQJ-4092		
SYL-2341	PD/1439-B					25147 / 25165
SYL-2342	PD/1440-B					25112 / 25113
SYL-2343	PD/1483					25702
SYL-2344		N-459				
SYL-2364				HQJ-4054A	D929	
SYL-2365				HQJ-4056A	D1078	
SYL-2366				HQJ-4058A	D1114	24271
SYL-2373	PD/633	N-1264		HQJ-4032A		24411
SYL-2374	PD/1092	N-1247	RCPT12170	HQJ-2280 / HQJ-4022A		23966
SYL-2375	PD/1359					
SYL-2376	PD/1296	N-1256			D1295	24501
SYL-2377	PD/665	N-1242		HQJ-4033A	D1074	24220
SYL-2378	PD/666	N-1249			D464	
SYL-2379	PD/1481	N-1711				25365
SYL-2381					D325	21833
SYL-2383	PD/689	N-1368	RCPT12280	HQJ-2228A	D1572	
SYL-2384	PD/1098	N-1447		HQJ-2287A	D1567	
SYL-2385	PD/740	N-1468		HQJ-2277 / HQJ-4050		
SYL-2386	PD/753	N-1469		HQJ-2278 / HQJ-4051	D1212	
SYL-2387	PD/1078			HQJ-2276 / HQJ-4049	D1222	24350



**REFERÊNCIAS CRUZADAS**  
CROSS REFERENCES LIST



VEÍCULOS  
NACIONAIS E  
IMPORTADOS



PASTILHAS DE FREIO

SYL	FRAS-LE	COBREQ	TRW	JURID	FMSI	WVA
SYL-2388						
SYL-2429					D1003	
SYL-2433	PD/1459				D1412	24399
SYL-2434	PD/1453	N-1474		HQJ-4062	D1307	24496
SYL-2435	PD/196					29174
SYL-2436						24142
SYL-2437	PD/129	N-1504				29131
SYL-2438	PD/529	N-1503	RCPT13650			29125
SYL-3040					D1018	
SYL-3084					D749	
SYL-3085					D750	
SYL-3087					D921	
SYL-3094					D834	
SYL-3109					D731	
SYL-3114					D732	
SYL-3115						
SYL-3116						
SYL-3117						
SYL-3118						
SYL-3119						
SYL-3120	PD/775				D881	
SYL-3121	PD/1020				D1058	
SYL-3122					D559	
SYL-3123	PD/581				D857	23642
SYL-3124					D1399	
SYL-3125					D1400	
SYL-3130	PD/300	N-737		HQJ-4014A	D1326	
SYL-3175	PD/811	N-1429		HQJ-2285	D1094	
SYL-3176	PD/672	N-1277		HQJ-2247A / HQJ-2273A	D1345	
SYL-3177					D401	
SYL-3178	PD/585			HQJ-4060A	D905	
SYL-3179	PD/1072				D1100	
SYL-3219					D804	
SYL-3249					D1377	
SYL-3250	PD/1052	N-1461		HQJ-4020A	D829	23531
SYL-3251	PD/685	N-1377	RCPT12140	HQJ-2207A / HQJ-2245A	D1553	
SYL-3252	PD/644		RCPT11970		D914 / D943	
SYL-3253					D1336	
SYL-3260	PD/1277	N-1253		HQJ-2268A	D1125	
SYL-3261	PD/1298			HQJ-4080A	D1301	
SYL-3262	PD/1299			HQJ-4081A	D1302	
SYL-3263	PD/1341	N-1246	RCPT12320	HQJ-4025A	D1297	
SYL-3273	PD/1093	N-1259	RCPT12340	HQJ-4023		
SYL-3275	PD/667				D1013	
SYL-3276	PD/1366			HQJ-4030A	D1284	25153
SYL-3280	PD/1332			HQJ-4095	D1314	
SYL-3281	PD/1070			HQJ-4035	D1099	
SYL-3282					D1306	
SYL-3283	PD/1461				D1427	
SYL-3284		N-1707			D1425	25021
SYL-3285				HQJ-2202A	D913	
SYL-3288	PD/132				D473	
SYL-3290					D1121	
SYL-3292					D1116	
SYL-3293					D577	
SYL-3294				HQJ-4085A	D1223	
SYL-3297	PD/1455				D1342	
SYL-3298					D1291	
SYL-3299					D874	
SYL-3300	PD/205					
SYL-3301	PD/206					
SYL-3302	PD/661	N-745			D1268	29200
SYL-3303	PD/664	N-746				
SYL-3304	PD/663				D1317	29190
SYL-3305	PD/662	N-2055		HQJ-2304	D1316	29192
SYL-3306		N-2021			D1837	22031
SYL-3307		N-2023				25354
SYL-3364					D961	
SYL-3370						

SYL	FRAS-LE	COBREQ	TRW	JURID	FMSI	WVA
SYL-3371						25979
SYL-3372						
SYL-3389					D1211	
SYL-3429	PD/195					29173
SYL-4080					D1886	
SYL-4081						
SYL-4130				HQJ-4010A	D1056	
SYL-4131				HQJ-2350	D1709	22070
SYL-4178					D333	
SYL-4179	PD/534		RCPT09320			
SYL-4212		N-541				
SYL-4213	PD/1434				D1676	
SYL-4214	PD/1432				D1653	
SYL-4215					D1665	
SYL-4217						
SYL-4250						23527
SYL-4252					D373	
SYL-4253	PD/1492					
SYL-4254					D1654	25792
SYL-4255						
SYL-4256						
SYL-4257					D1878	22429
SYL-4262					D941	
SYL-4280					D1838	22145
SYL-4281					D1821	22141
SYL-4283	PD/1460				D1426	24659
SYL-4284					D1692	25720
SYL-4380	PD/1438	N-1483				
SYL-4381						25698
SYL-4382						
SYL-5122	PD/806			HQJ-4009A	D1057	
SYL-5250					D793	
SYL-5260	PD/1462		RCPT13410	HQJ-2284A	D1447	
SYL-5262	PD/1351			HQJ-4078A	D1444	
SYL-5263	PD/1368			HQJ-4077A / HQJ-4079A	D1594	
SYL-5264	PD/1348	N-1272		HQJ-4029A / HQJ-4076A	D1543 / D1595	
SYL-5289					D636	
SYL-6120						
SYL-6121						
SYL-6177	PD/453				D462	
SYL-6260	PD/1441	N-1286	RCPT13830	HQJ-2289A		
SYL-6261			RCPT13810			
SYL-6262					D1413	
SYL-6263						
SYL-6264		N-2045			D2035	
SYL-6287					D643	
SYL-7178					D960	
SYL-7260		N-2060			D1847	22330
SYL-7261					D1848	22657
SYL-9177	PD/1365	N-1426				
SYL-9178						
SYL-9179						



# CERTIFICADO

A BRTÜV certifica que a empresa:



## **GK 108 INDUSTRIAL DE PARTES DE AUTO PEÇAS S/A**

Av. Vela Olímpica, 851 – Jd. Ouro Branco  
18087-350 – Sorocaba – SP – Brasil

Implantou e utiliza um Sistema de Gestão da Qualidade para  
a seguinte área de aplicação:

**Desenvolvimento, fabricação e comercialização de  
pastilhas e sapatas de freio.**

O Sistema auditado está em conformidade com a norma:

**NBR ISO 9001:2015**

Maiores detalhes sobre a área de aplicação deste certificado e aplicabilidade dos requisitos da norma NBR ISO 9001:2015 podem ser obtidos junto à empresa certificada.

Válido de: 05/12/2018

Válido até: 01/02/2022

Certificação Inicial: 2002

Nº de Registro do Certificado: S-1406

A validade deste certificado está sujeita ao atendimento satisfatório e contínuo pela empresa das condições estabelecidas no contrato de certificação. Este certificado permite o registro na relação de empresas certificadas do Sistema Brasileiro de Avaliação da Conformidade.

Barueri – SP, 05/12/2018  
Rev. 02



Reginaldo Maia  
Diretor Presidente  
BRTÜV Avaliações de Qualidade Ltda.  
Al. Madeira, 222 - 3º andar  
06454-010 - Barueri - SP - Brasil







Industrial Park - Brazil

Av. Vela Olímpica, 851 - Jd. Ouro Branco - Sorocaba - SP

CEP 18087-350 - Tronco/Telefax: (5515) 3235-4900

[www.syl.com.br](http://www.syl.com.br) - [atendimento@syl.com.br](mailto:atendimento@syl.com.br)



Antes de imprimir pense  
em seu compromisso  
com o meio ambiente